


Silding & Folding



Door Fittings





Top Hung System

Hangar.....	153–154
HAWA–Roll-away.....	155–156
HAWA–Dorado Infront	157–158
HAWA–Junior 40	159–162
HAWA–Media 70	163–164
HAWA–Junior 80	165–170
HAWA–Telescopic.....	171–174
HAWA–Symmetric	175–176
Flatec I, Flatec II, Unotec Home, Tritec	177–182
EKU–Divido	183–192 B
HAWA–Junior 120 A/B	193–196
HAWA–Silenta 150/B.....	197–198
HAWA–Junior 160 A/B	199–202
HAWA Junior 250 A/B.....	202 A–D
HAWA–Super 250/350/500.....	203–210

Bottom Running System

EKU–Divido.....	211–215
Straightaway.....	216–224

Sliding/Stacking for Cabinet Applications

HAWA–Aperto 40/F	225–227
HAWA–Planfront 70.....	228

Sliding/Folding for Interior Partitions

HAWA–Bifold	229–230
HAWA–Variotfold 80/H.....	231–233
HAWA–Centerfold 80/H.....	234–236
HAWA–20/20A/120C Folding Wall.....	237–242
HAWA–Aperto 60/H.....	243–244
HAWA–Variotec II	245–246
HAWA–Separo	247–248



Sliding/Folding for Exterior/Patio Doors

Al Fresco249-260

Pocket Door Framing Kit

Futura261-263

Accessories

HAWA–Angle Profile.....264-265

HAWA–Bar Bolt Lock Doorfix.....266-267

HAWA–Deadbolt Locks268

HAWA–Bar Bolt Lock.....269

HAWA–Sound Absorbing Bracket SoundEx270

HAWA–Assembly Wedge.....271

HAWA–Confort Guides272

Lower Guides273

Sealing Profile274


Top Hung System

Hangar

- For single and by-passing sliding wood doors
- Smooth operation
- Simple installation
- Vertically adjustable

Maximum door weight:

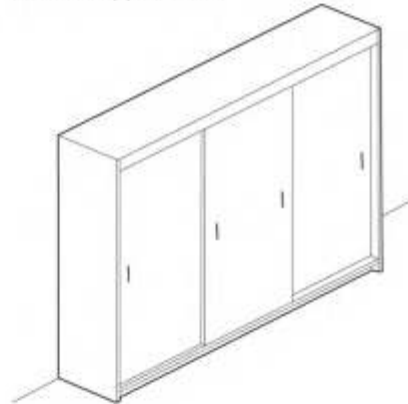
- - Single running gear **14 kg. (31 lbs.)**
- - Double running gear **28 kg. (62 lbs.)**
- Door Thickness: **19 mm (3/4") - 35 mm (1 3/8")**



Closet Application

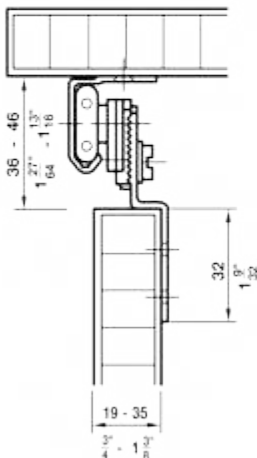


Cabinet Application

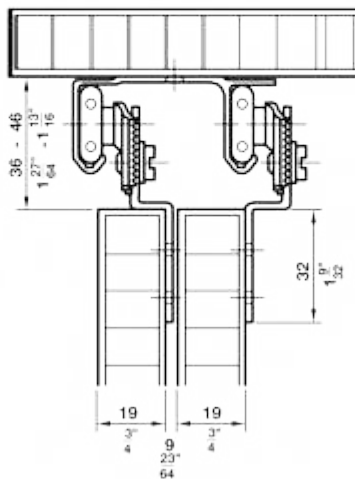


Position of suspension brackets

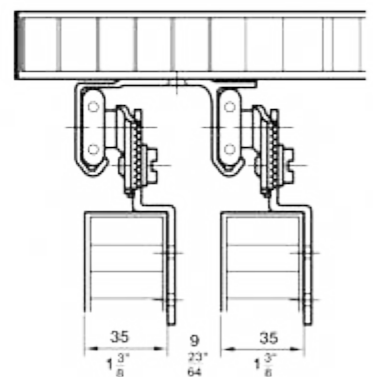
Single door
19 - 35 mm (3/4" - 1 3/8")



By-passing doors
19 mm (3/4")



By-passing doors
35 mm (1 3/8")
brackets are reversed



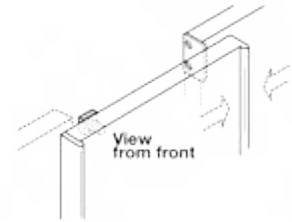
Dimensions in mm are exact
Inches are approximate

Top Hung System

Hangar

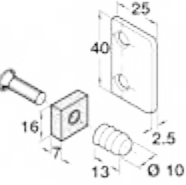
Order specifications:

- Number of sliding doors
- Door weight
- Type of upper track
- Door stop
- Number of running gears
- Type of lower guide



Upper track				
	Description	Material/Color	Packing	Item No.
	Single upper track, 2.5 m (8' 2 7/16") pre-drilled	aluminum, bright	1 pc. (2.5 m)	407.10.025
	3.5 m (11' 5 13/16"), pre-drilled		1 pc. (3.5 m)	407.10.035
	Double upper track, 2.5 m (8' 2 7/16"), pre-drilled	aluminum, bright	1 pc. (2.5 m)	407.11.025
	3.5 m (11' 5 13/16"), pre-drilled		1 pc. (3.5 m)	407.11.035

Running gear and door stops				
	Description	Material/Color	Packing	Item No.
	Single running gear, with ball bearing nylon wheel and mounting bracket, 14 kg.	steel, galvanized	10 pcs.	407.13.906
	Double running gear, with ball bearing nylon wheel and mounting bracket, 28 kg.	steel, galvanized	10 pcs.	407.14.903
	Bumper, screw-mounts to stud or jamb	rubber, black	100 pcs.	407.01.930
	Bumper, plug-fit type	rubber, white	10 pcs.	406.24.100

Special application (3 or more bypassing doors)				
	Description			Item No.
	Follower, consisting of nylon spreading dowel, rubber buffer with fastening screw and galvanized steel stop plate			407.01.988

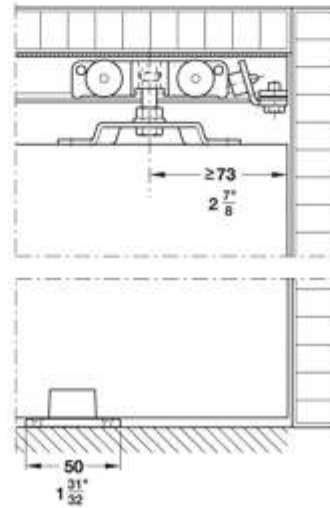
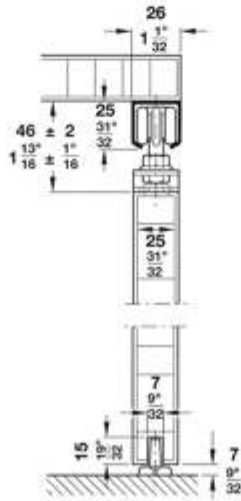
Packing: 1 pc.

Top Hung System

Alu 40

New Item

- For 1 and 2 sliding wood doors
- Minimum installation height
- Heights adjustable
- Smooth, quiet operation
- Self-cleaning running track
- Max. door weight: **40 kg (88 lbs.)**








Dimensions in mm are exact
Inches are approximate

Top Hung System

Alu 40

New Item

Fitting Set, for a single sliding door without upper track and lower guide channel

1 set				940.46.001
consisting of:	Description	Material/Finish/Color	Qty.	Item No.
	Double roller running gear	steel; rollers: plastic	2 pcs.	940.46.012
	Supporting flange, M8	steel, blue chromitized	2 pcs.	940.40.020
	Track stopper	steel	2 pcs.	940.40.042
	Bumper	rubber, black	1 pc.	940.46.051
	Floor guide	plastic	1 pc.	940.40.030

Note:

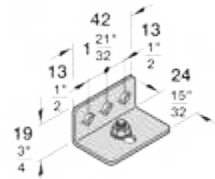
- Item numbers are valid only for 1 piece, when ordering individual components, please state the desired amount
- For 2 bi-parting sliding doors please order 2 sets



Upper Tracks, pre-drilled
Material: aluminum, bright

Length	Item No.
1.6 m (5' 3")	940.46.165
2.0 m (6' 6 3/4")	940.46.200
6.0 m (19' 8 1/4")	940.46.600

Packing: 1 pc.



Wall Mounting Bracket, 24 mm (15/32")

• Install every 400 mm (15 3/4")
Material: steel

Finish	Item No.
chrome-plated	940.46.071

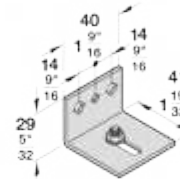
Packing: 1 pc.



Track stopper, with retention spring
Material: steel

Item No.
940.46.061

Packing: 1 pc.



Wall Mounting Bracket, 41 mm (1 19/32")

• Install every 400 mm (15 3/4")
Material: steel

Finish	Item No.
chrome-plated	940.46.072

Packing: 1 pc.

Dimensional data not binding. We reserve the right to alter specifications without notice.

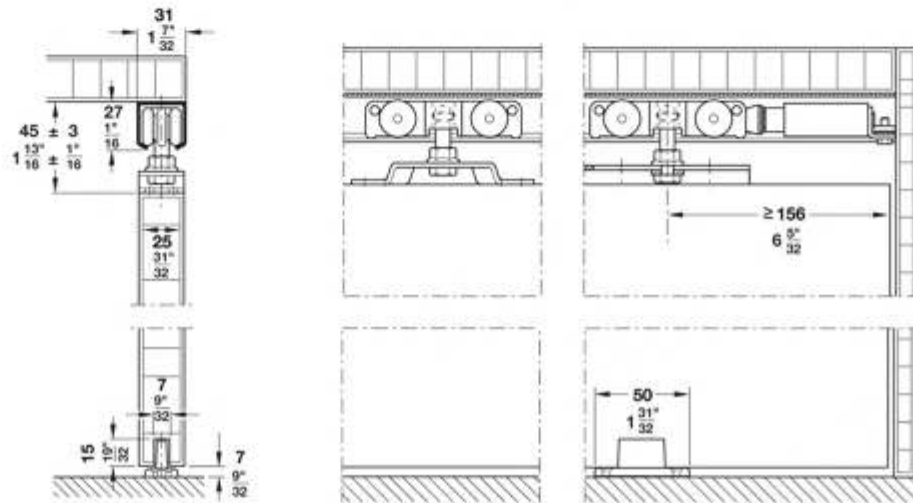

Dimensions in mm are exact
Inches are approximate

Top Hung System

Alu 40 With Softmaster

- For 1 and 2 sliding wood doors
- Minimum installation height
- Heights adjustable
- Smooth, quiet operation
- Self-cleaning running track
- Max. door weight: **40 kg (88 lbs.)**

New Item



Note:






The spring bumper replaces the spring handle with doors that slide into wall cavities. The door bounces back out of the cavity after pushing it slightly so that the flush pull handle can be reached.

Top Hung System

New Item

Alu 40 With Softmaster

Fitting Set, for a single sliding door without upper track and lower guide channel

1 set				940.46.003
consisting of:	Description	Material/Finish	Qty.	Item No.
	Double roller running gear	steel; rollers: plastic	2 pcs.	940.46.012
	Supporting flange, screw mounted	steel, blue chromated	1 pc.	940.40.020
	Supporting flange, adjustable depth, with M8 screw	steel	1 pc.	940.46.020
	Spring bumper		1 pc.	940.46.040
	Track stopper, with retention spring		1 pc.	940.46.061
	Floor guide	plastic	1 pc.	940.40.030

Note:

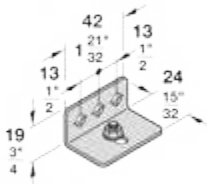
- Item numbers are valid only for 1 piece, when ordering individual components, please state the desired amount
- For 2 bi-parting sliding doors please order 2 sets



Upper Tracks, pre-drilled
Material: aluminum, bright

Length	Item No.
1,6 m (5' 3")	940.46.165
2,0 m (6' 6 3/4")	940.46.200
6,0 m (19' 8 1/4")	940.46.600

Packing: 1 pc.



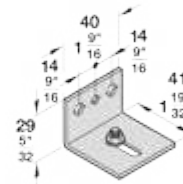
Wall Mounting Bracket, 24 mm (15/32")

• Install every 400 mm (15 3/4")

Material: steel

Finish	Item No.
chrome-plated	940.46.071

Packing: 1 pc.



Wall Mounting Bracket, 41 mm (1 19/32")

• Install every 400 mm (15 3/4")

Material: steel

Finish	Item No.
chrome-plated	940.46.072

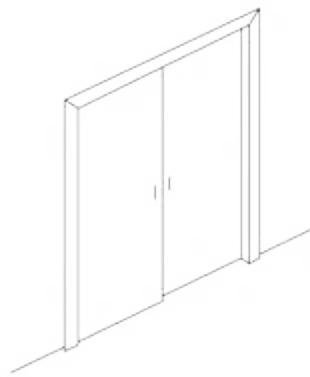
Packing: 1 pc.

Top Hung System

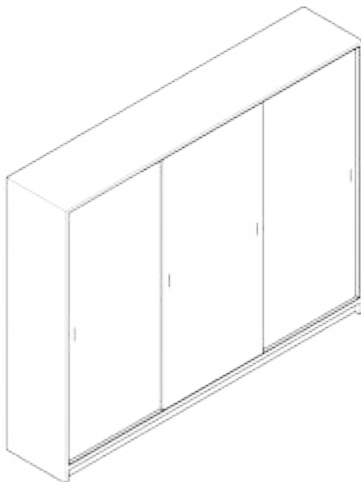
HAWA-Roll-away

Especially suitable for light-weight by-passing closet doors

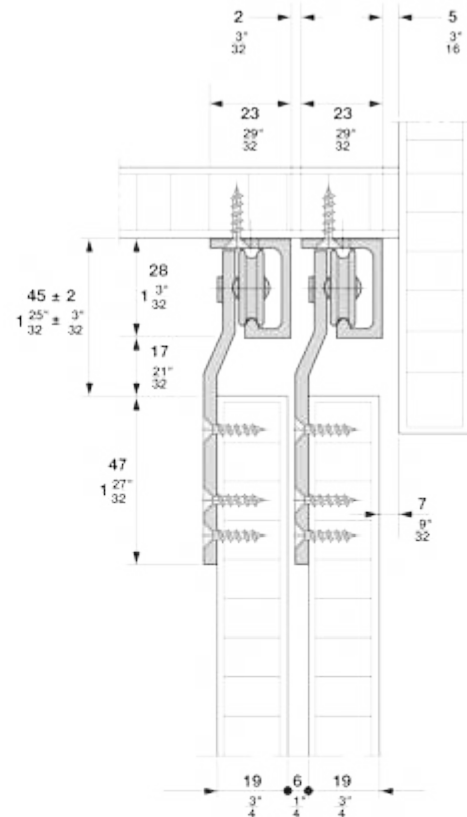
- For single and by-passing sliding wood doors
- Smooth operation
- Simple installation
- Vertically adjustable
- Maximum door weight: **20 kg (44 lbs.)** single running gear and **40 kg (88 lbs.)** double running gear
- Minimum door thickness: **19 mm (¾") - 35 mm (1½")**



Closet application



Cabinet application



Dimensions in mm are exact
Inches are approximate

Top Hung System

HAWA - Roll-away



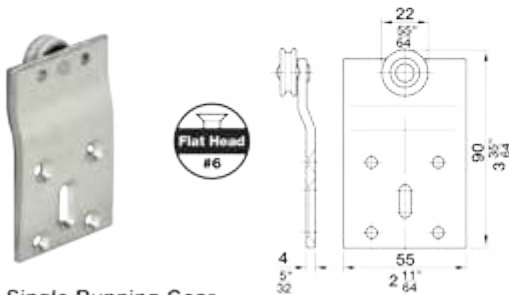
Upper Tracks, pre-drilled

Material: aluminum, anodized, clear

Length	Item No.
2.5 m (8' 2 7/16")	942.14.250
3.5 m (11' 5 13/16")	942.14.350
6.0 m (19' 8 1/4")	942.14.600

Packing: 1 pc.

Running Gears:



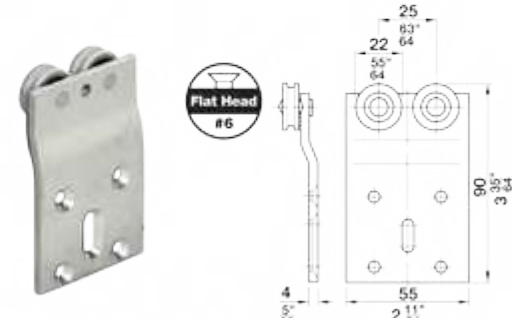
Single Running Gear

- With ball bearing mounted wheel
- Complete with plate for attachment to back of door
- Weight capacity: **20 kg (44 lbs.)**

Material: steel, galvanized

Item No.
407.65.017

Packing: 1 pc.



Dual Running Gear

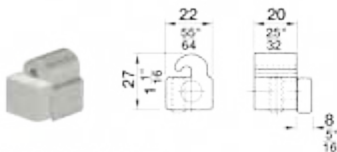
- With ball bearing mounted wheel
- Complete with plate for attachment to back of door
- Weight capacity: **40 kg (88 lbs.)**

Material: steel, galvanized

Item No.
407.65.035

Packing: 1 pc.

Door Stops:



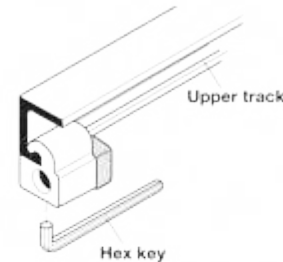
Track Stopper

- Attached to track

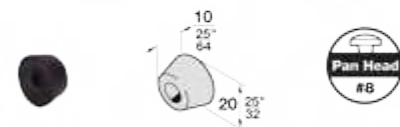
Material: aluminum, unanodized

Item No.
942.14.041

Packing: 1 pc.



The track stopper is slipped onto the upper track and secured with a hex key.

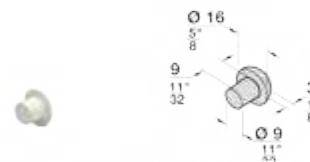


Rubber Buffer, screw-mounted

- Attached to wall/cabinet/door

Color	Item No.
black	407.01.930

*Packing: 100 pcs.



Rubber Buffer, plug-fit type

Color	Item No.
white	406.24.100

*Packing: 10 pcs.

Flat head screws page 483

Pan head screws page 483

*Minimum order quantity is 1 piece.

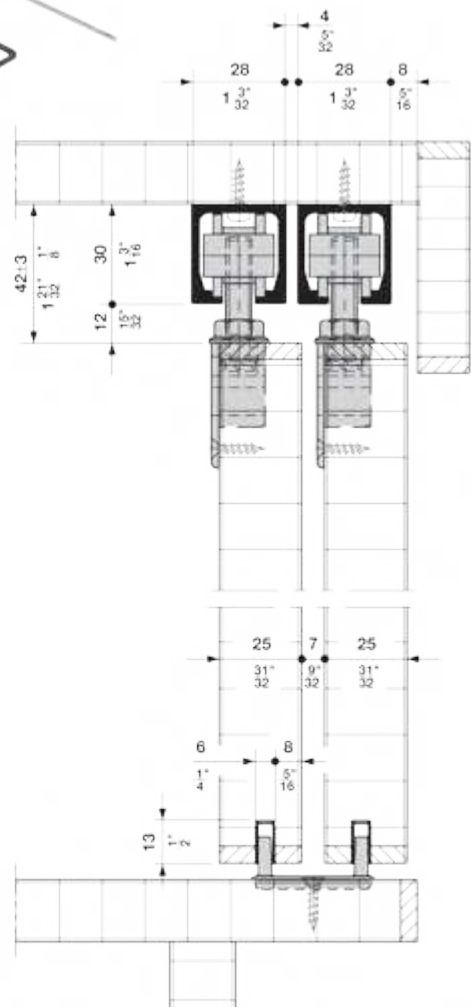
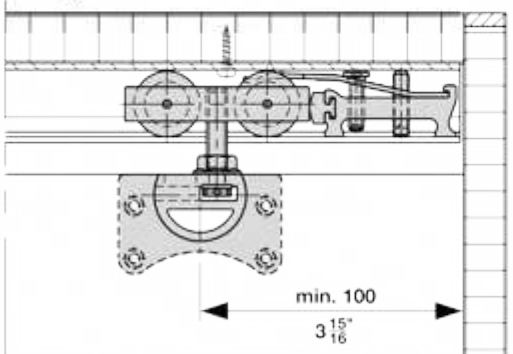
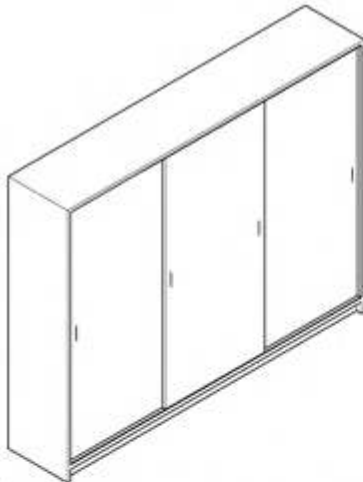

Dimensions in mm are exact
Inches are approximate

Top Hung System

HAWA-Dorado Infront

For by-passing cabinet or closet sliding doors

- Multiple door layouts
- All 35 mm (1 1/4") drilling
- Smooth operation
- Simple installation
- Vertical adjustment
- Door stop with adjustable retention spring
- Maximum door weight: **40 kg (88 lbs.)**
- Minimum door thickness: **19 mm (3/4") - 35 mm (1 1/4")**












Dimensions in mm are exact
Inches are approximate

Top Hung System

HAWA–Dorado Infront

Fitting sets without upper track and lower guide channel.

1 Set			2 panels 406.70.120	3 panels 406.70.139	
consisting of:	Description	Material/Color	Qty.	Qty.	Item No.
	Double roller running gear, wheels	nylon	4 pcs.	6 pcs.	940.40.012
	Recessed carrier base, with M8 suspension bolt, left		2 pcs.	3 pcs.	406.70.931
	Recessed carrier base, with M8 suspension bolt, right		2 pcs.	3 pcs.	406.70.930
	Track stopper with adjustable retention spring		4 pcs.	4 pcs.	940.40.041
	Buffer, drilled-in type	rubber, light gray	2 pcs.	2 pcs.	406.70.980
	Hex, 3 mm	steel	1 pc.	1 pc.	008.28.035
	Height adjusting pin	steel	1 pc.	1 pc.	940.40.091
	Twin bottom guide, screw-mounted into 35 mm recess in cabinet bottom	plastic, brown	1 pc.	1 pc.	406.70.920
	Single bottom guide, screw-mounted into 35 mm recess in cabinet bottom	plastic, brown		1 pc.	406.70.921

Note: Item numbers are valid only for one piece. When ordering individual components, please state the desired amount.

For multiple door layouts order as follows: 4 doors 2 sets of 2-panel fitting sets
5 doors 1 set each 2-panel and 3-panel fitting sets

Installation Plan: (included in fitting set), mounting instructions for planning and execution available upon request.



Upper Tracks, pre-drilled

Material: aluminum, anodized, clear

Length	Item No.
1.4 m (4' 7 1/8")	940.40.140
1.6 m (5' 3")	940.40.160
1.8 m (5' 10 7/8")	940.40.180
2.0 m (6' 6 3/4")	940.40.200
3.0 m (9' 10 1/8")	940.40.300
4.0 m (13' 1 1/2")	940.40.400
6.0 m (19' 8 1/4")	940.40.600

Packing: 1 pc.



Lower Guide Channel, press-fit type, to be glued in

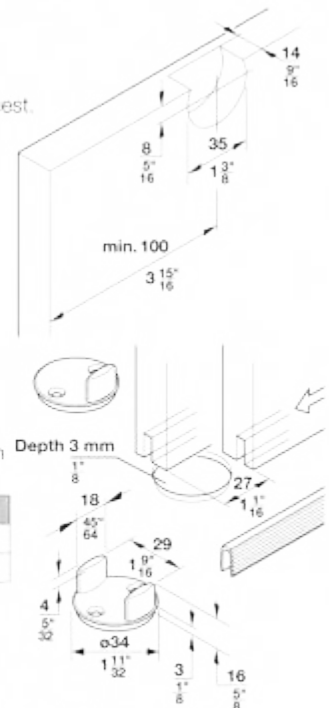
Material: plastic; Color: brown

Length	Item No.
2.5 m (8' 2 7/16")	406.73.102
3.0 m (9' 10 1/8")	406.73.103

Packing: 1 pc.

Order specifications:

- Number of sliding doors
- Length of upper track
- Type and number of fitting sets
- Length of lower guide channel



Important:

Door overlap min. 27 mm (1 1/16")

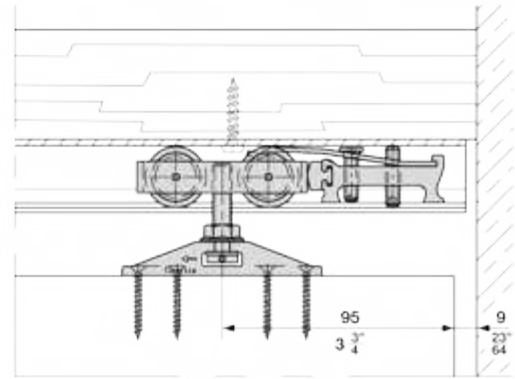
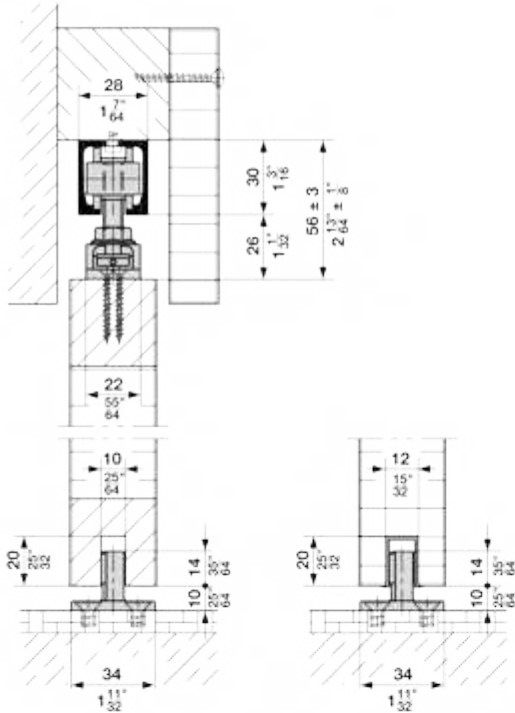
Dimensions in mm are exact
Inches are approximate

Top Hung System

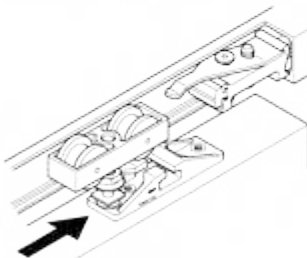
HAWA–Junior 40/Z

- For 1 and 2 sliding wood doors
- Smooth quiet operation
- Outstanding durability
- Rattle-free bottom guide
- Simple installation

- Special two-way suspension
- Vertically and laterally adjustable
- Door stop with adjustable retention spring
- Maximum door weight: **40 kg (88 lbs.)**
- Minimum door thickness: **22 mm (7/8")**

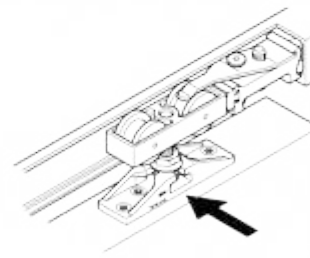


The two-way suspension bracket allows the door leaf to be hung and to be taken off in two different ways:



1. From the side

Fixed pocket cover doesn't have to be removed
Cover plate above opening has to be removable



2. From the front

Dimensions in mm are exact
Inches are approximate

Top Hung System

HAWA–Junior 40/Z

Fitting Set, for a single sliding door without upper track and lower guide channel

1 Set				940.40.001
consisting of:	Description	Material/Color	Qty.	Item No.
	Double roller running gear		2 pcs.	940.40.012
	Two-way suspension plate, M8 bolt and mounting screws		2 pcs.	940.40.022
	Floor mounted guide, rattle-free	plastic, black	1 pc.	940.40.031
	Track stopper with adjustable retention spring		1 pc.	940.40.041
	Wall buffer	rubber, black	1 pc.	940.40.051
	Height adjusting pin	steel, galvanized	1 pc.	940.40.091

- Note:**
- Item numbers are valid only for one piece, when ordering individual components, please state the desired amount
 - Depending on application an additional track stopper has to be ordered with set
 - For 2 bi-parting sliding doors please order 2 sets



Upper Tracks, pre-drilled

Material: aluminum, anodized, clear

Length	Item No.
1.4 m (4' 7 1/4")	940.40.140
1.6 m (5' 3")	940.40.160
1.8 m (5' 10 1/4")	940.40.180
2.0 m (6' 6 1/4")	940.40.200
3.0 m (9' 10 1/4")	940.40.300
4.0 m (13' 1 1/4")	940.40.400
6.0 m (19' 8 1/4")	940.40.600

Packing: 1 pc.

Complete Sets include upper track, running gear, two-way suspension plates, track stopper, guide, rubber bumper and height adjusting pin.

Door panel width	Track length	Item No.
up to 70 cm (27 1/4")	1.4 m (4' 7 1/4")	407.56.143
up to 80 cm (31 1/2")	1.6 m (5' 3")	407.56.161
up to 90 cm (35 3/8")	1.8 m (5' 10 1/4")	407.56.189
up to 100 cm (39 3/8")	2.0 m (6' 6 1/4")	407.56.205

Packing: 1 set

Installation Plan: (included in fitting set), mounting instructions for planning and execution available upon request.



Guide Rail, glue-in type

Material: plastic

Color	Item No.
black	940.41.130

Packing: 1 pc. (1.3 m (4' 3 1/4"))

Accessories:

- HAWA–Confort guides (refer to page 272)
- HAWA–wall-mounted angle profile (refer to pages 264–265)



- Other lower guide options (refer to page 273)
- Futura framing kit (refer to pages 261–263)
- HAWA–SoundEx sound absorbing bracket (refer to page 270)

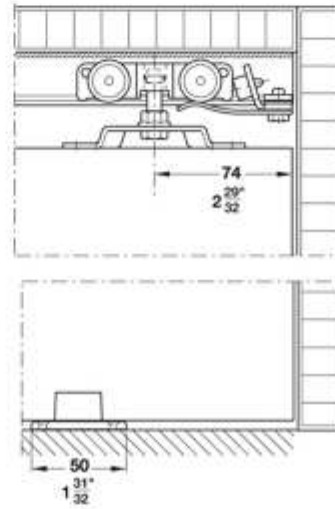
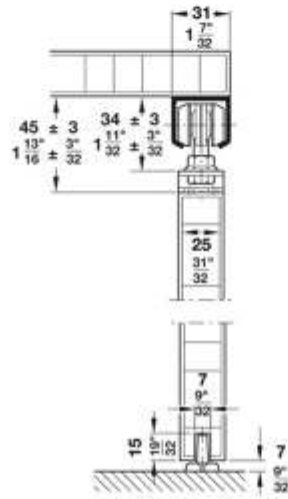

Dimensions in mm are exact
Inches are approximate

Top Hung System

Alu 80/A

New Item

- For 1 and 2 sliding wood doors
- Minimum installation height
- Heights adjustable
- Smooth, quiet operation
- Self-cleaning running track
- Max. door weight: **80 kg (176 lbs.)**








Dimensions in mm are exact
Inches are approximate

Top Hung System

Alu 80/A

New Item

Fitting Set, for a single sliding door without upper track and lower guide channel

1 set				940.84.001
consisting of:	Description	Material/Finish/Color	Qty.	Item No.
	Double roller running gear	steel; rollers: plastic	2 pcs.	940.84.013
	Supporting flange, M8	steel, blue chromated	2 pcs.	940.40.020
	Track stopper		2 pcs.	940.84.041
	Bumper	rubber, black	1 pc.	940.46.051
	Floor guide	plastic	1 pc.	940.40.030

Note:

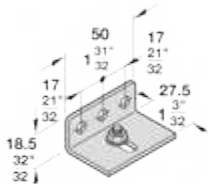
- Item numbers are valid only for 1 piece, when ordering individual components, please state the desired amount
- For 2 bi-parting sliding doors please order 2 sets



Upper Tracks, pre-drilled
Material: aluminum, bright

Length	Item No.
1.6 m (5' 3")	940.84.165
2.0 m (6' 6 3/4")	940.84.200
2.5 m (8' 2 7/16")	940.84.250
6.0 m (19' 8 1/4")	940.84.600

Packing: 1 pc.



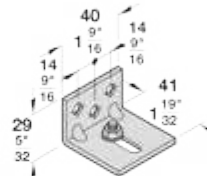
Wall Mounting Bracket, 27.5 mm (1 3/32")

- Install every 400 mm (15 3/4")

Material: steel

Finish	Item No.
chrome-plated	940.84.071

Packing: 1 pc.



Wall Mounting Bracket, 41 mm (19/32")

- Install every 400 mm (15 3/4")

Material: steel

Finish	Item No.
chrome-plated	940.84.072

Packing: 1 pc.

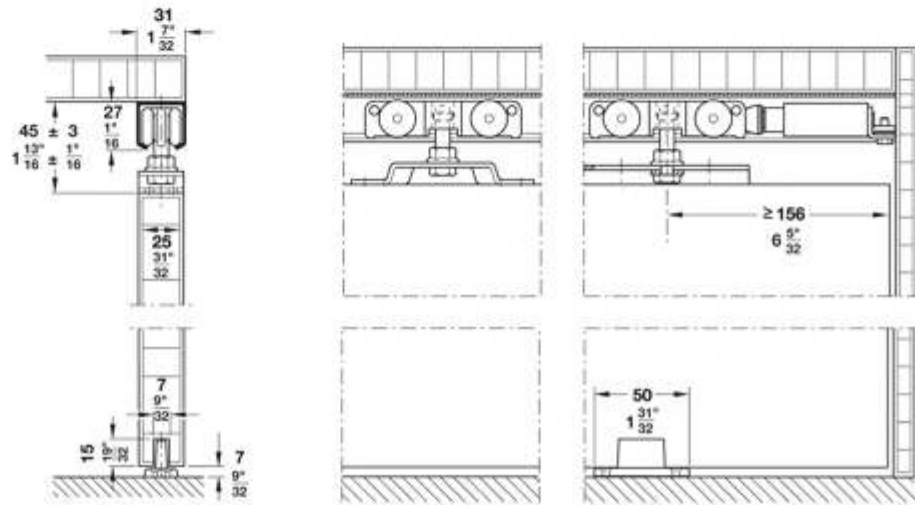

Dimensions in mm are exact
Inches are approximate

Top Hung System

Alu 80/A With Softmaster

- For 1 and 2 sliding wood doors
- Minimum installation height
- Heights adjustable
- Smooth, quiet operation
- Self-cleaning running track
- Max. door weight: **80 kg (176 lbs.)**

New
Item



Note:







The spring bumper replaces the spring handle with doors that slide into wall cavities. The door bounces back out of the cavity after pushing it slightly so that the flush pull handle can be reached.

Top Hung System

New Item

Alu 80/A With Softmaster

Fitting Set, for a single sliding door without upper track and lower guide channel

1 set				940.84.003
consisting of:	Description	Material/Finish	Qty.	Item No.
	Double roller running gear	steel; rollers: plastic	2 pcs.	940.84.013
	Supporting flange, screw mounted	steel, blue chromitized	1 pc.	940.40.020
	Supporting flange, adjustable depth, with M8 screw	steel	1 pc.	940.46.020
	Spring bumper		1 pc.	940.84.040
	Track stopper, with retainer		1 pc.	940.84.043
	Floor guide	plastic	1 pc.	940.40.030

Note:

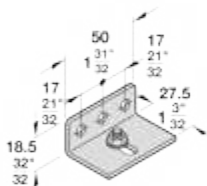
- Item numbers are valid only for 1 piece, when ordering individual components, please state the desired amount
- For 2 bi-parting sliding doors please order 2 sets



Upper Tracks, pre-drilled
Material: aluminum, bright

Length	Item No.
1.6 m (5' 3")	940.84.165
2.0 m (6' 6 3/4")	940.84.200
2.5 m (8' 2 7/16")	940.84.250
6.0 m (19' 8 1/4")	940.84.600

Packing: 1 pc.



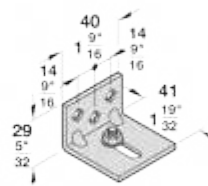
Wall Mounting Bracket, 27.5 mm (1 3/32")

• Install every 400 mm (15 3/4")

Material: steel

Finish	Item No.
chrome-plated	940.84.071

Packing: 1 pc.



Wall Mounting Bracket, 41 mm (1 9/32")

• Install every 400 mm (15 3/4")

Material: steel

Finish	Item No.
chrome-plated	940.84.072

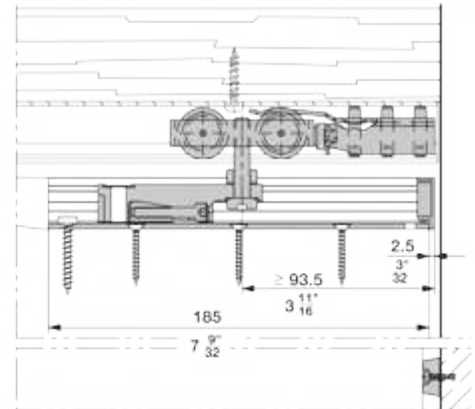
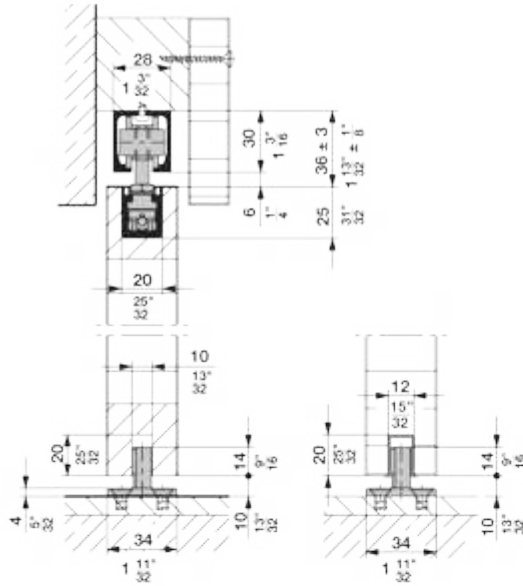
Packing: 1 pc.

Top Hung System

HAWA-Junior 40/B

- For 1 and 2 sliding wood doors
- Minimum installation height
- Outstanding durability
- Rattle-free bottom guide
- Suspension with carner profile

- Smooth quiet operation
- Heights adjustable
- Door stop with adjustable retention spring
- Maximum door weight: **40 kg (88 lbs.)**
- Minimum door thickness: **25 mm (1")**











Dimensions in mm are exact
Inches are approximate

Top Hung System

HAWA–Junior 40/B

Fitting Set, for a single sliding door without upper track and lower guide channel

1 Set				940.40.009
consisting of:	Description	Material/Color/Finish	Qty.	Item No.
	Double roller running gear		2 pcs.	940.40.012
	Carrier profile with suspension plate, M8 bolt		2 pcs.	940.40.019
	End cap for carrier profile	plastic, gray	2 pcs.	943.30.021
	Floor mounted guide, rattle-free	plastic, black	1 pc.	940.40.031
	Track stopper with adjustable retention spring		1 pc.	940.40.041
	Wall buffer	rubber, black	1 pc.	940.40.051
	Locking wrench for suspension plate	steel, galvanized	1 pc.	940.40.092
	Hex key, 4 mm	steel, chrome-plated	1 pc.	940.40.096

- Note:**
- Item numbers are valid only for 1 piece, when ordering individual components, please state the desired amount
 - Depending on application an additional track stopper has to be ordered with set
 - For 2 bi-parting sliding doors please order 2 sets



Upper Tracks, pre-drilled

Material: aluminum, anodized, clear

Length	Item No.
1.4 m (4' 7 1/4")	940.40.140
1.6 m (5' 3")	940.40.160
1.8 m (5' 10 1/4")	940.40.180
2.0 m (6' 6 3/4")	940.40.200
3.0 m (9' 10 1/4")	940.40.300
4.0 m (13' 1 1/2")	940.40.400
6.0 m (19' 8 1/4")	940.40.600

Packing: 1 pc.



Guide Rail, glue-in type

Material: plastic

Color	Item No.
black	940.41.130

Packing: 1 pc. (1.3 m (4' 3 1/4"))

Accessories:

- HAWA–Confort guides (refer to page 272)
- HAWA–wall-mounted angle profile (refer to pages 264-265)



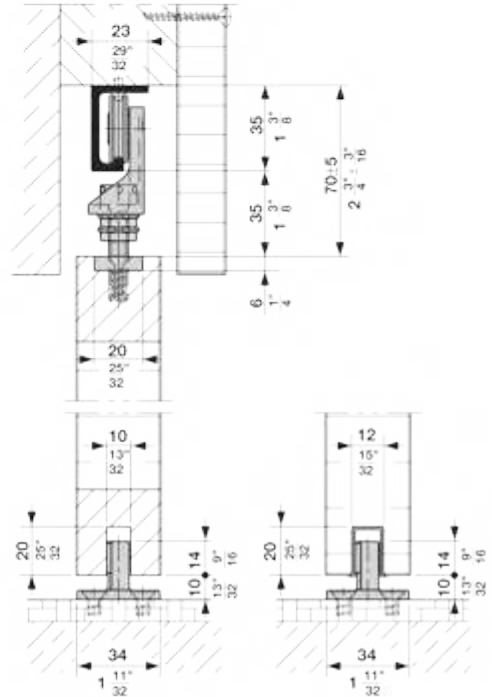
- Other lower guide options (refer to page 273)
- HAWA–SoundEx sound absorbing bracket (refer to page 270)

Installation Plan: (included in fitting set), mounting instructions for planning and execution available upon request.

Top Hung System


HAWA-Media 70

- For 1 and 2 sliding wood doors
- For straight and curved sliding doors
- Outstanding durability
- Rattle-free bottom guide
- Nylon tyred ball-bearing wheels
- Smooth quiet operation
- Vertically adjustable ± 5 mm ($\frac{3}{16}$ ")
- Maximum door weight: **70 kg (154 lbs.)**
- Minimum door thickness: **25 mm (1"**)



Mounting information for curved applications:

The suspension plates have to be mounted in such a way that the sliding door is in its center of gravity.

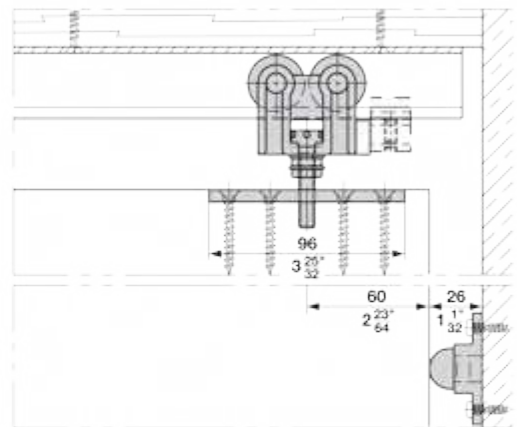


Curved applications:

Minimum radius = 500 mm (19 1/4")

Order specifications:


- Qty. and type of hardware set
- Sketch/drawing of layout
- Exact size of radius to centerline of door
- Type of upper track
- Curved systems will be quoted per inquiry/order, contact our product specialist at **1-888-437-7477**



Top Hung System

HAWA–Media 70

Fitting Set, for a single sliding door without upper track and lower guide channel

1 set				942.17.000
	Description	Material/Color	Qty.	Item No.
	Double roller running gear		2 pcs.	942.17.012
	Suspension plate with M8 bolt and counter nut		2 pcs.	942.14.022
	Floor mounted guide, rattle-free	black	1 pc.	940.40.031
	Wall buffer	rubber, black	1 pc.	942.04.051
	Track stopper	aluminum, anodized	1 pc.	942.14.041

Note:

- Item numbers are valid only for one piece, when ordering individual components, please state the desired amount
- For 2 bi-parting sliding doors please order 2 sets and 2 rail end buffers



Upper Tracks, pre-drilled

- Ceiling mounted

Material: aluminum, anodized, clear

Length	Item No.
2.5 m (8' 2 ¹ / ₄ "*)	942.17.250
3.5 m (11' 5 ³ / ₄ "*)	942.17.350
6.0 m (19' 8 ¹ / ₄ "*)	942.17.600

Packing: 1 pc.



Wall Mounted Upper Track

Material: aluminum, anodized, clear

Item No.
942.17.601

Packing: 1 pc. (6.0 m (19' 8¹/₄"*)



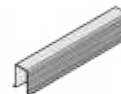
Track Stopper

- For stopping bi-parting doors in the middle (required quantity 2 pc.)

Material: aluminum, anodized

Item No.
942.14.041

Packing: 1 pc.



Guide Rail

Material: plastic

Color	Item No.
black	940.41.130

Packing: 1 pc. (1.3 m (4' 3 1/8")

Accessories:

- HAWA–Confort guides (refer to page 272)
- Other floor guide options (refer to page 273)
- Flush pulls (refer to pages 463–465)
- Sliding door locks (refer to pages 451–462)

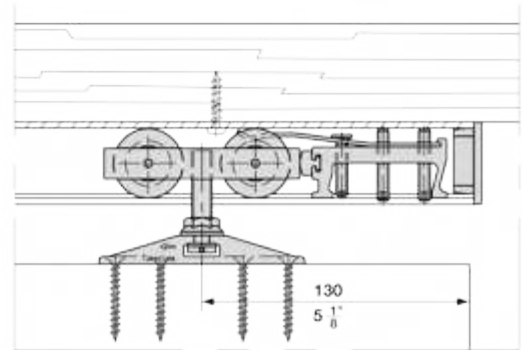
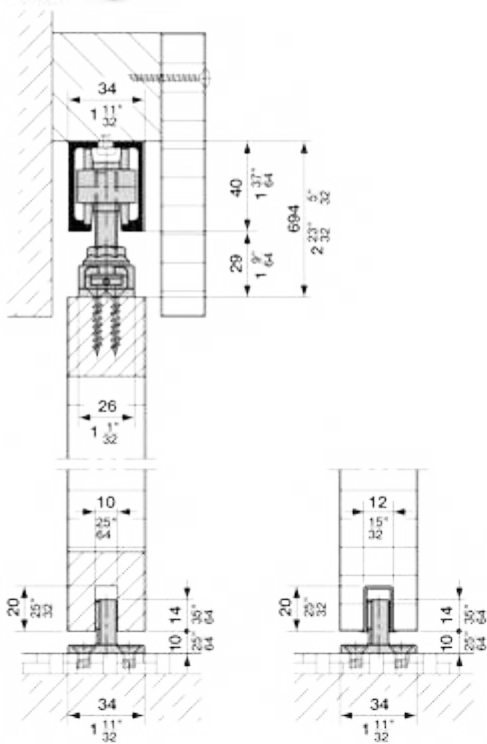
Dimensions in mm are exact
Inches are approximate

Top Hung System

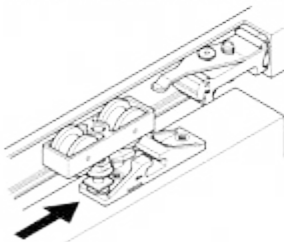
HAWA-Junior 80/Z

- For 1 and 2 sliding wood doors
- Smooth quiet operation
- Outstanding durability
- Rattle-free bottom guide
- Simple installation

- Special two-way suspension
- Vertically and laterally adjustable
- Door stop with adjustable retention spring
- Maximum door weight: **80 kg (176 lbs.)**
- Minimum door thickness: **26 mm (1")**

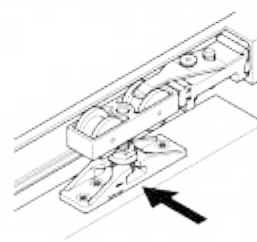


The two-way suspension bracket allows the door leaf to be hung and to be taken off in two different ways:



1. From the side

Fixed pocket cover doesn't have to be removed
Cover plate above opening has to be removable



2. From the front

Dimensions in mm are exact
Inches are approximate

Top Hung System

HAWA–Junior 80/Z

Fitting Set, for a single sliding door without upper track and lower guide channel

1 Set				940.80.001
consisting of:	Description	Material/Color/Finish	Qty.	Item No.
	Double roller running gear		2 pcs.	940.80.012
	Two-way suspension plate, M10 bolt and mounting screws		2 pcs.	940.80.022
	Floor mounted guide, rattle-free	plastic, black	1 pc.	940.40.031
	Track stopper with adjustable retention spring		1 pc.	940.80.041
	Wall buffer	rubber, black	1 pc.	940.40.051
	Height adjusting pin	steel, galvanized	1 pc.	940.40.091

- Note:**
- Item numbers are valid only for 1 piece, when ordering individual components, please state the desired amount
 - Depending on application an additional track stopper has to be ordered with set
 - For 2 bi-parting sliding doors please order 2 sets



Upper Tracks, pre-drilled

Material: aluminum, anodized, clear

Length	Item No.
1.4 m (4' 7 1/8")	940.80.140
1.6 m (5' 3")	940.80.160
1.8 m (5' 10 7/8")	940.80.180
2.0 m (6' 6 3/4")	940.80.200
2.2 m (7' 2 5/8")	940.80.220
2.5 m (8' 2 7/16")	940.80.250
3.0 m (9' 10 1/8")	940.80.300
4.0 m (13' 1 1/2")	940.80.400
6.0 m (19' 8 1/4")	940.80.600

Packing: 1 pc.

Complete Sets include upper track, running gear, two-way suspension plates, track stopper, guide, rubber bumper and height adjusting pin.

Door panel width	Track length	Item No.
up to 70 cm (27 9/16")	1.4 m (4' 7 1/8")	407.59.144
up to 80 cm (31 1/2")	1.6 m (5' 3")	407.59.162
up to 90 cm (35 7/16")	1.8 m (5' 10 7/8")	407.59.180
up to 100 cm (39 3/8")	2.0 m (6' 6 3/4")	407.59.206
up to 110 cm (43 5/16")	2.2 m (7' 2 5/8")	407.59.224
up to 125 cm (49 3/16")	2.5 m (8' 2 7/16")	407.59.251

Packing: 1 set

Installation Plan: (included in fitting set), mounting instructions for planning and execution available upon request.

Cover Cap, for upper track

Material: plastic



Color	Item No.
anthracite	940.80.060

Packing: 1 pc.

Guide Rail, glue-in type

Material: plastic



Color	Item No.
black	940.41.130

Packing: 1 pc. (1.3 m (4' 3/4"))

Accessories:

- HAWA–Confort guides (refer to page 272)
- HAWA–wall-mounted angle profile (refer to pages 264–265)



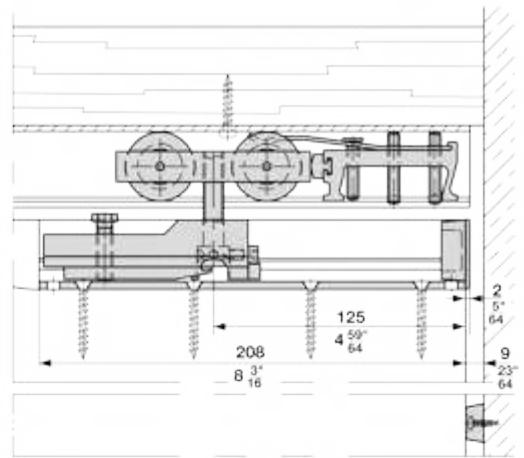
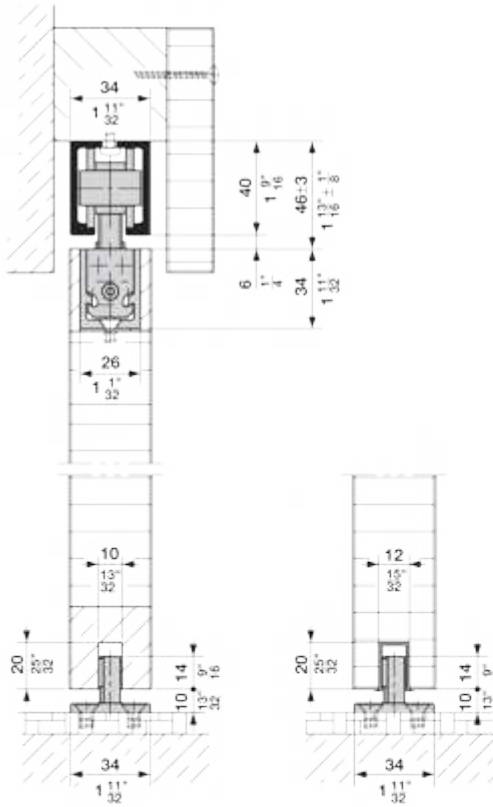
- Other lower guide options (refer to page 273)
- Futura framing kit (refer to pages 261–263)
- HAWA–SoundEx bracket (refer to page 270)

Dimensions in mm are exact
Inches are approximate

Top Hung System

HAWA-Junior 80/B

- For 1 and 2 sliding wood doors
- Minimum installation height
- Outstanding durability
- Rattle-free bottom guide
- Suspension with carrier profile
- Smooth quiet operation
- Heights adjustable
- Door stop with adjustable retention spring
- Maximum door weight: **80 kg (176 lbs.)**
- Minimum door thickness: **35 mm (1½")**



Dimensions in mm are exact
Inches are approximate

Top Hung System

HAWA-Junior 80/B

Fitting Set for a single sliding door without upper track and lower guide channel

1 Set				940.80.002
consisting of:	Description	Material/Color/Finish	Qty.	Item No.
	Double roller running gear		2 pcs.	940.80.012
	Carrier profile with suspension plates, M10 bolt and set screw		2 pcs.	940.80.024
	End caps for carrier profile	plastic, anthracite	2 pcs.	942.56.029
	Floor mounted guide, rattle-free	plastic, black	1 pc.	940.40.031
	Track stopper with adjustable retention spring		1 pc.	940.80.041
	Wall buffer	rubber, black	1 pc.	940.40.051
	Locking wrench for suspension plate	steel, galvanized	1 pc.	940.80.092

- Note:**
- Item numbers are valid only for 1 piece, when ordering individual components, please state the desired amount
 - Depending on application an additional track stopper has to be ordered with set
 - For 2 bi-parting sliding doors please order 2 sets

Upper Tracks, pre-drilled

Material: aluminum, anodized, clear



Length	Item No.
1.4 m (4' 7 1/4")	940.80.140
1.6 m (5' 3")	940.80.160
1.8 m (5' 10 1/4")	940.80.180
2.0 m (6' 6 3/4")	940.80.200
2.2 m (7' 2 1/4")	940.80.220
2.5 m (8' 2 1/4")	940.80.250
3.0 m (9' 10 1/4")	940.80.300
4.0 m (13' 1 1/4")	940.80.400
6.0 m (19' 8 1/4")	940.80.600

Packing: 1 pc.

Accessories:

- HAWA-Assembly wedge (refer to page 271)
- HAWA-Confort guides (refer to page 272)
- HAWA-wall-mounted angle profile (refer to pages 264-265)



- Other lower guide options (refer to page 273)
- HAWA-SoundEx absorbing bracket (refer to page 270)

Installation Plan: (included in fitting set), mounting instructions for planning and execution available upon request.

Guide Rail, glue-in type

Material: plastic



Color	Item No.
black	940.41.130

Packing: 1 pc. (1.3 m (4' 3 3/4"))

HAWA-Assembly Wedge, for doors running in the ceiling (2 pcs. per sliding door)



Item No.
940.80.050

Packing: 1 set (2 pcs.)

Cover Cap, for upper track

Material: plastic



Color	Item No.
anthracite	940.80.060

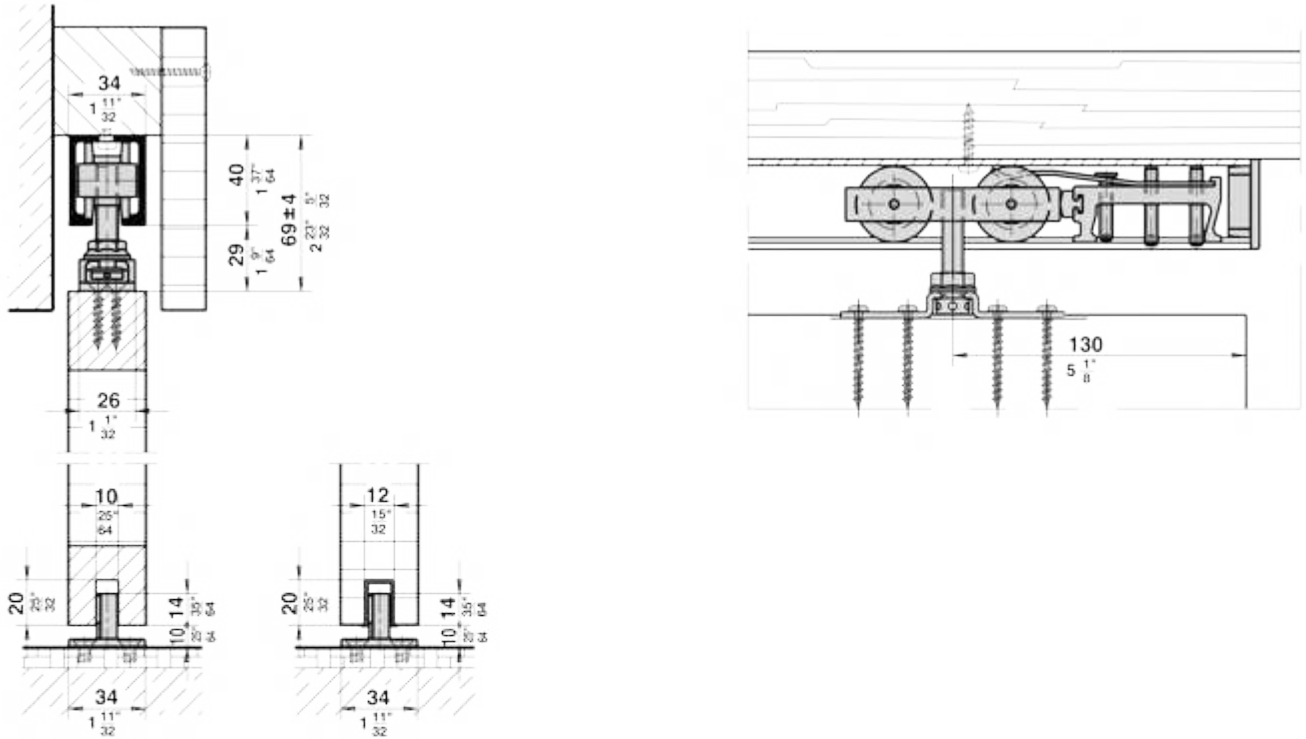
Packing: 1 pc.

Dimensions in mm are exact
Inches are approximate

Top Hung System

HAWA–Junior 80/Inox

- For 1 and 2 sliding wood doors
- Smooth quiet operation
- Outstanding durability
- Rattle-free bottom guide
- Simple installation
- Stainless steel suspension plates and bolts
- Vertically and laterally adjustable
- Door stop with adjustable retention spring
- Improved corrosion resistance
- Maximum door weight: **80 kg (176 lbs.)**
- Minimum door thickness: **26 mm (1")**






Dimensions in mm are exact
Inches are approximate

Top Hung System

HAWA-Junior 80/Inox

Fitting Set for a single sliding door without upper track and bottom guide channel

1 Set				940.80.003
consisting of:	Description	Material/Color	Qty.	Item No.
	Double roller running gear, inox-type, nylon wheels		2 pc.	940.81.012
	One-way suspension plate, M10 bolt	stainless steel	2 pc.	940.81.026
	Floor mounted guide, rattle-free	black	1 pc.	940.40.031
	Track stopper with adjustable retention spring, inox-type nylon		1 pc.	940.80.042
	Rubber wall buffer	black	1 pc.	940.40.051

Note:

- Item numbers are valid only for one piece, when ordering individual components, please state the desired amount
- For 2 bi-parting sliding doors please order 2 sets



Upper Tracks, pre-drilled

Material: aluminum, anodized, clear

Length	Item No.
1.4 m (4' 7 1/4")	940.80.140
1.6 m (5' 3")	940.80.160
1.8 m (5' 10 1/4")	940.80.180
2.0 m (6' 6 1/4")	940.80.200
2.2 m (7' 2 1/4")	940.80.220
2.5 m (8' 2 1/4")	940.80.250
3.0 m (9' 10 1/4")	940.80.300
4.0 m (13' 1 1/4")	940.80.400
6.0 m (19' 8 1/4")	940.80.600

Packing: 1 pc.

Accessories:

- HAWA-Comfort guides (refer to page 272)
- HAWA-Wall-mounted angle profile (refer to pages 264-265)



- Other lower guide options (refer to page 273)
- HAWA-SoundEx sound absorbing bracket (refer to page 270)



Guide Rail

Material: plastic

Color	Item No.
black	940.41.130

Packing: 1 pc. (1.3 m (4' 3 1/4"))



Cover Cap, for upper track

Material: rubber

Color	Item No.
gray	940.80.020

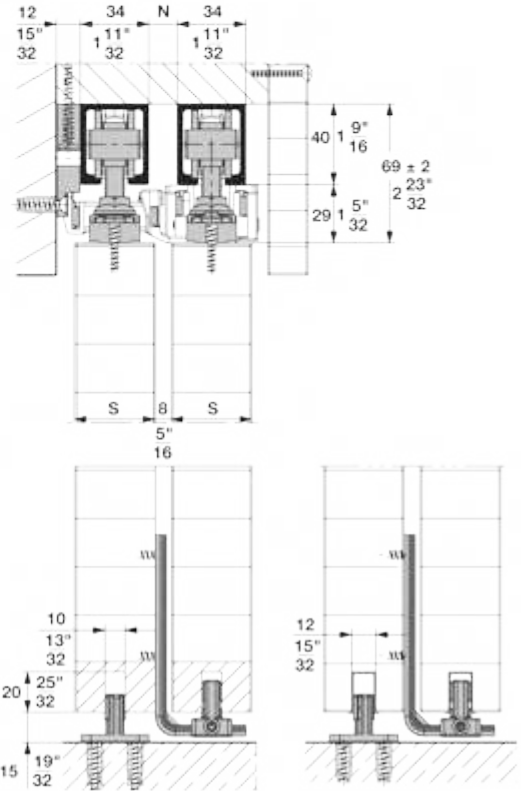
Packing: 1 pc. (1.3 m (4' 3 1/4"))

Top Hung System

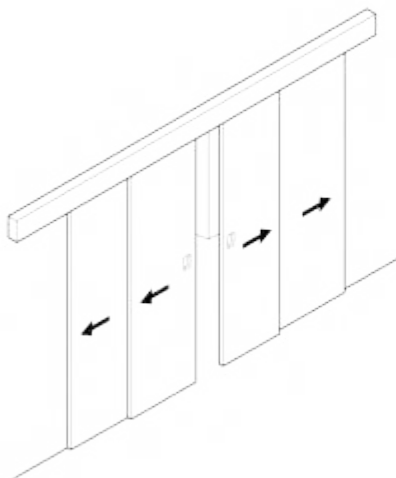
HAWA-Telescopic 40/4

- For 4 sliding wood doors
- Smooth quiet operation
- Outstanding durability
- Rattle-free bottom guide
- Simultaneous opening and closing of 4 sliding doors
- Special two-way suspension
- Vertically and laterally adjustable

- Door stop with adjustable retention spring
- Maximum door weight per leaf: **40 kg (88 lbs.)**
- For door thickness: **40 - 47 mm (1 1/4" - 1 7/8")**
- For door width: **500 - 800 mm (19 1/4" - 31 1/2")**

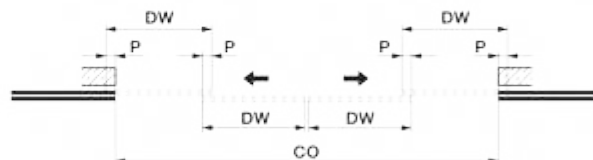


$$N = S - 26 \text{ mm (1 1/8")}$$



Upper track length (L) calculation
 $L = CO + (2 \times DW)$

Door width (DW) calculation



DW = Door width
 CO = Clear opening
 P = Overlap of doors











$$\text{4-panel: } DW = \frac{(4 \times P) + CO}{4}$$

$P \geq 75 \text{ mm (3")}$

Top Hung System

HAWA–Telescopic 40/4

Supplementary fitting set for four sliding doors

1 set				940.41.002
Consisting of:	Description	Color	Qty.	Item No.
	Driver, wide		2 pcs.	947.00.050
	Guide pulley wheel, with mounting screws, long		2 pcs.	947.00.048
	Guide pulley wheel, with mounting screws, short		2 pcs.	947.00.049
	Toothed belt mounting device for ceiling/wall mounting, complete		2 pcs.	947.00.053
	Toothed belt, 2.7 m (8' 10 3/16")	black	2 pcs.	947.00.054
	Toothed belt, 10 m (32' 9 1/16")	black	1 pc.	947.00.037
	Driver counter-plate, wide		2 pcs.	947.00.051
	Floor guide HAWA–Confort 120 – Telescopic		2 pcs.	940.40.070
	Deflection roller with end stops		2 pcs.	940.80.086
	Clamping element for fastening ends of toothed belt		1 pc.	947.00.055
	Clamping element for fastening continuous toothed belt		1 pc.	947.00.056

Note: In addition, 4 sets of HAWA–Junior 80/Z have to be ordered with each HAWA–Telescopic 40/4 fitting set

Description	Item No.
HAWA–Junior 80/Z	940.80.001

Packing: 1 set

Upper Tracks, pre-drilled

Material: aluminum, anodized, clear



Length	Item No.
1.4 m (4' 7 1/4")	940.80.140
1.6 m (5' 3")	940.80.160
1.8 m (5' 10 1/4")	940.80.180
2.0 m (6' 6 1/4")	940.80.200
2.2 m (7' 2 1/4")	940.80.220
2.5 m (8' 2 1/4")	940.80.250
3.0 m (9' 10 1/4")	940.80.300
4.0 m (13' 1 1/4")	940.80.400
6.0 m (19' 8 1/4")	940.80.600

Packing: 1 pc.

Guide Rail

Material: plastic



Color	Item No.
black	940.41.130

Packing: 1 pc. (1.3 m (4' 3/4"))

Installation Plan: (included in fitting set), mounting instructions for planning and execution available upon request.

Order specifications:

- Qty. of Telescopic 40/4 fitting sets
- Qty. of Jr. 80/Z sets
- Length of upper track

Accessories:

HAWA–Confort guides (refer to page 272)

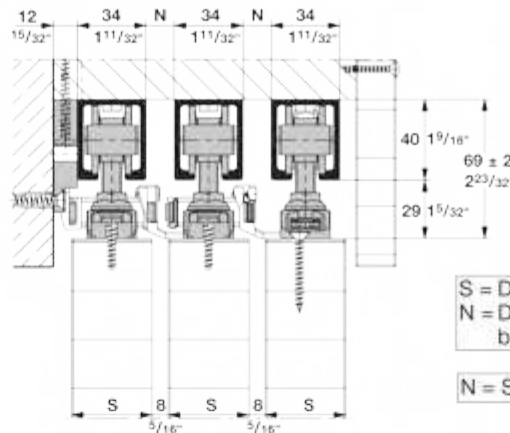
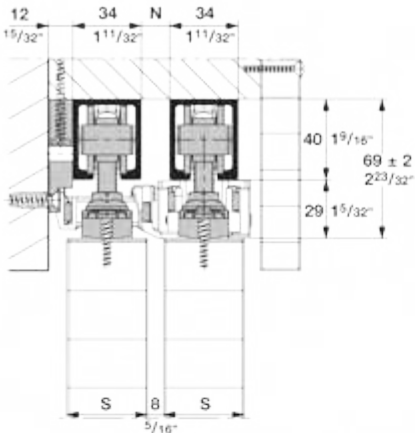

Dimensions in mm are exact
Inches are approximate

Top Hung System

HAWA-Telescopic 80/2 and 80/3

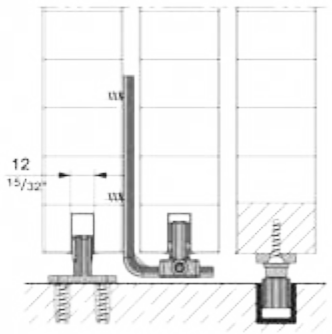
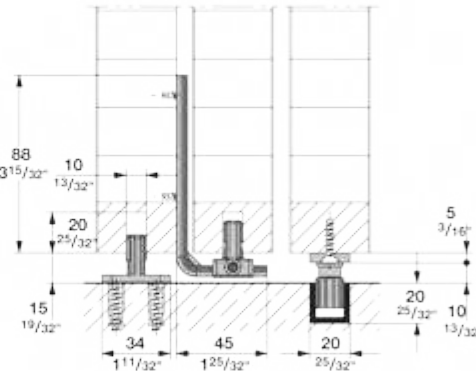
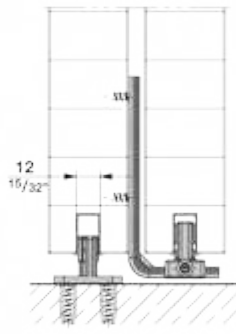
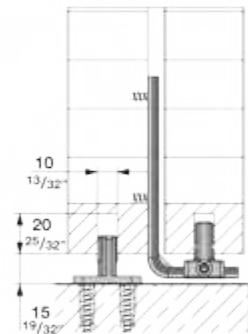
- For 2 or 3 bypassing sliding wood doors
- Smooth quiet operation
- Outstanding durability
- Rattle-free bottom guide
- Parallel opening and closing of 2 or 3 sliding doors
- Special two-way suspension

- Vertically and laterally adjustable
- Door stop with adjustable retention spring
- Maximum door weight per leaf: **80 kg (176 lbs.)**
- For door thickness: 80/2: **32 - 47 mm (1 1/4" - 1 1/2")**
80/3: **40 - 47 mm (1 5/8" - 1 1/2")**
- For door width: **500 - 1200 mm (19 1/8" - 47 1/4")**



S = Door thickness
N = Distance between upper tracks based on door thickness

$$N = S - 26 \text{ mm (1 1/32")}$$












Dimensions in mm are exact
Inches are approximate

Top Hung System

HAWA-Telescopic 80/2 and 80/3

Supplementary fitting set for two or three sliding doors

1 set		940.81.007	940.81.008	
Consisting of:	Description	Color	Qty.	Qty.
	Driver, wide		1 pc.	2 pcs.
	Guide pulley wheel, with mounting screws, long		1 pc.	2 pcs.
	Guide pulley wheel, with mounting screws, short		1 pc.	2 pcs.
	Toothed belt mounting device for ceiling/wall mounting, complete		1 pc.	1 pc.
	Toothed belt, 2.7 m (8' 10 1/4"), glass-fiber reinforced	black	1 pc.	2 pcs.
	Driver counter-plate, wide		1 pc.	1 pc.
	Floor guide HAWA-Confort 120 – Telescopic		1 pc.	1 pc.
	Lower guide, steel plate with plastic slider		-	1 pc.
	Driver, narrow		-	1 pc.

Note: In addition, HAWA-Junior 80/Z fitting sets have to be ordered separately as follows: **Telescopic 80/2:** 2 sets; **Telescopic 80/3:** 3 sets

Description	Item No.
HAWA-Junior 80/Z	940.80.001

Packing: 1 pc.



Upper Tracks, pre-drilled

Material: aluminum, anodized, clear

Length	Item No.
1.4 m (4' 7 1/4")	940.80.140
1.6 m (5' 3")	940.80.160
1.8 m (5' 10 1/4")	940.80.180
2.0 m (6' 6 1/4")	940.80.200
2.2 m (7' 2 1/4")	940.80.220
2.5 m (8' 2 1/4")	940.80.250
3.0 m (9' 10 1/4")	940.80.300
4.0 m (13' 1 1/2")	940.80.400
6.0 m (19' 8 1/4")	940.80.600

Packing: 1 pc.

Installation Plan:

(included in fitting set), mounting instructions for planning and execution available upon request.



Guide Rail

Material: plastic

Color	Item No.
black	940.41.130

Packing: 1 pc. (1.3 m (4' 3 1/8"))

Order Specifications:

- Qty. and type of Telescopic fitting sets
- Qty. of Jr. 80/Z sets
- Length of upper track

Accessories:

- HAWA-Confort guides (refer to page 272)

Upper track length calculation:

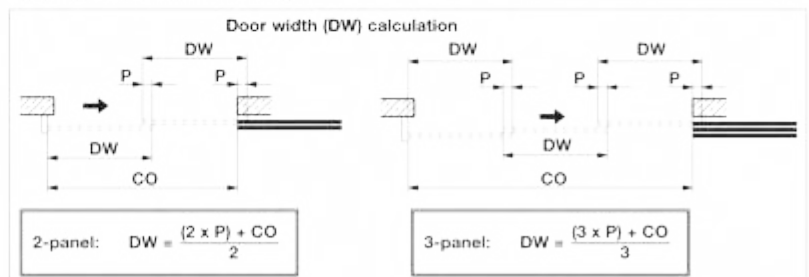
$$80/2 \quad L = CO + DW$$

$$80/3 \quad L = CO + DW$$

DW = Door width

CO = Clear opening

P = Overlap



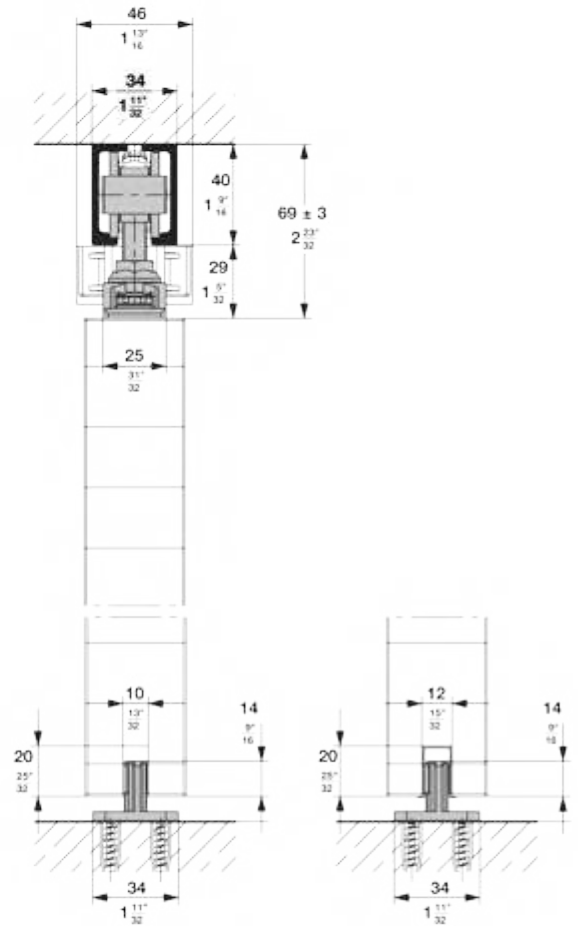
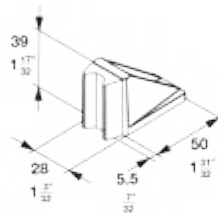
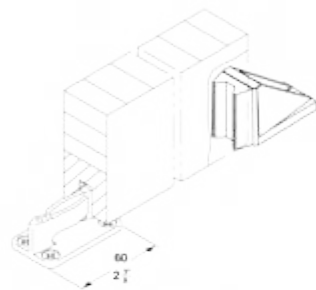
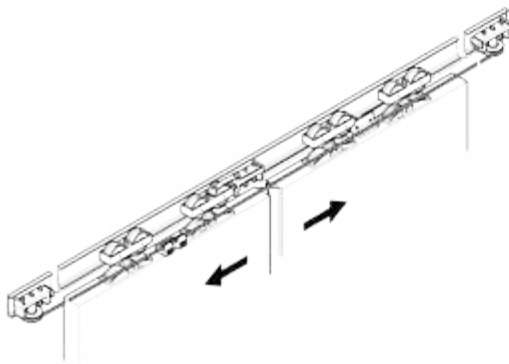
Dimensions in mm are exact
Inches are approximate

Top Hung System

HAWA-Symmetric 80/Z

- For bi-parting sliding wood doors
- Smooth quiet operation
- Outstanding durability
- Rattle-free bottom guide
- Simultaneous opening and closing of bi-parting sliding doors

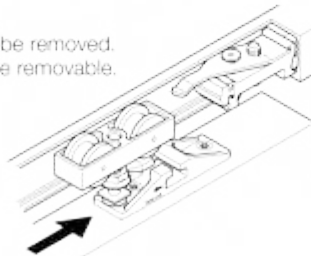
- Special two-way suspension
- Vertically and laterally adjustable
- Door stop with adjustable retention spring
- Maximum door weight per leaf: **80 kg (176 lbs.)**
- Minimum door thickness: **26 mm (1")**



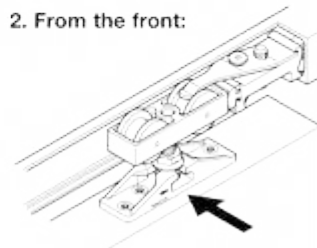
The two-way suspension bracket allows the door leaf to be hung and to be taken off in two different ways:

1. From the side:

Fixed pocket cover doesn't have to be removed.
Cover plate above opening has to be removable.












2. From the front:



Top Hung System

HAWA–Symmetric 80/Z

Fitting Set for bi-parting sliding doors without upper track and lower guide channel

1 Set				940.81.009
	Description	Material/Color	Qty.	Item No.
	Double roller running gear		4 pcs.	940.80.012
	Two-way suspension plate, M10 bolt and mounting screws		4 pcs.	940.80.022
	Floor mounted guide, rattle-free	black	2 pcs.	940.40.031
	Track stopper with adjustable retention spring		1 pc.	940.80.041
	Height adjusting pin	steel	1 pc.	940.40.091
	Deflection roller with end stops		2 pcs.	940.80.086
	Clamping element for fastening ends of the toothed belt		1 pc.	947.00.055
	Clamping element for fastening continuous toothed belt		1 pc.	947.00.056
	Toothed belt, glass-fiber reinforced 10 m (32' 9 1/4")	black	1 pc.	947.00.037

Note:

- Item numbers are valid only for 1 piece, when ordering individual components, please state the desired amount
- The toothed belt (length 10 m) is calculated for 2 sliding doors having a maximum width of 1200 mm (3' 11 1/4") each



Upper Tracks, pre-drilled

Material: aluminum, anodized, clear

Length	Item No.
1.4 m (4' 7 1/4")	940.80.140
1.6 m (5' 3")	940.80.160
1.8 m (5' 10 1/4")	940.80.180
2.0 m (6' 6 1/4")	940.80.200
2.2 m (7' 2 1/4")	940.80.220
2.5 m (8' 2 1/4")	940.80.250
3.0 m (9' 10 1/4")	940.80.300
4.0 m (13' 1 1/4")	940.80.400
6.0 m (19' 8 1/4")	940.80.600

Packing: 1 pc.

Installation Plan: (included in fitting set), mounting instructions for planning and execution available upon request.

Guide Rail

Material: plastic

Color	Item No.
black	940.41.130

Packing: 1 pc. (1.3 m (4' 3 1/4"))

Cover Cap, for upper track

Material: plastic

Color	Item No.
anthracite	940.80.060

Packing: 1 pc.

Door Stop, floor mounted

Finish	Item No.
chrome-plated, matt	940.40.052

Packing: 1 pc.



Calculating the upper track length (L):
 $L = CO \times 2 + 120 \text{ mm}$
 (4 1/4")
 CO = Clear opening

Accessories:

- HAWA–Confort guides (refer to page 272)
- HAWA–wall-mounted angle profile (refer to pages 264–265)



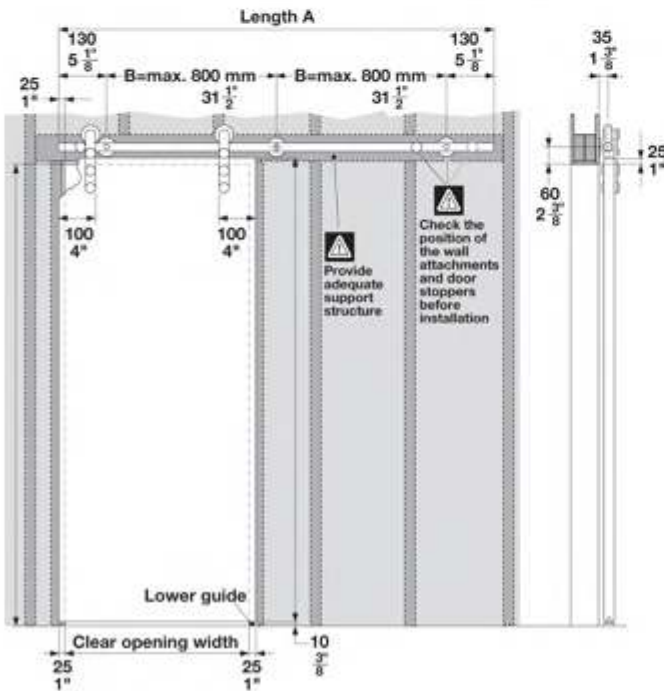
- Futura framing kit (refer to pages 261–263)

Dimensions in mm are exact
Inches are approximate

Top Hung System

Flatec I

- For 1 or 2 sliding wood doors
- Smooth quiet operation
- Maintenance-free
- Simple installation
- Stainless steel components
- Maximum door weight: 100 kg (220 lbs.)
- Maximum wood thickness: 45 mm (1 3/4")
- Height adjustable: ±3 mm (1/8")



Fitting Set

	Description	Length A	Material	Item No.
	For a single sliding door with upper track, 3-4 wall attachments, 2 door stoppers, 2 running gears and 1 lower guide	1.8 m (5' 10 7/8")	stainless steel	941.07.005
		2.1 m (6' 10 11/16")		941.07.006
		2.3 m (7' 6 9/16")		941.07.007
		2.54 m (8' 4")		941.07.008

Packing: 1 set

Accessories

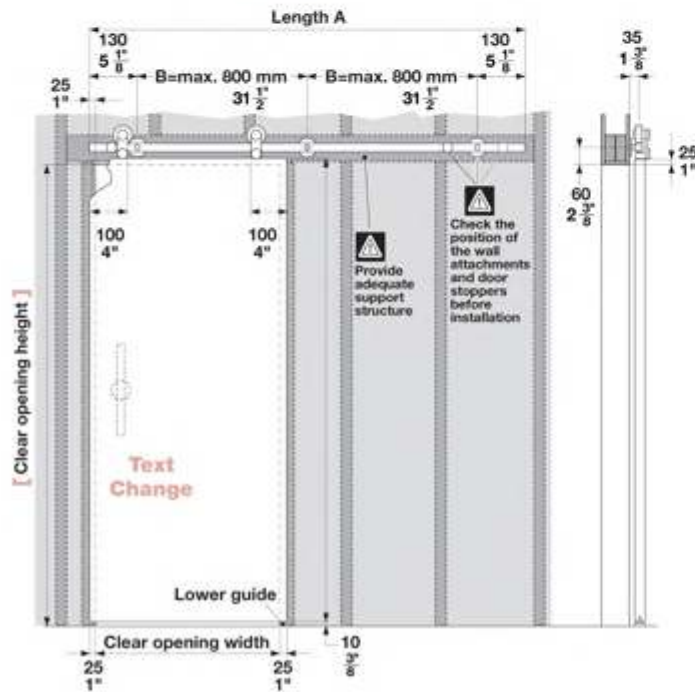
- Flush pulls and pull handles, (refer to pages 45-50 and 463-465)
- For mounting to glass structure, (refer to page 182)
- For bi-parting sliding door applications, (refer to page 181)
- For ceiling mounting, (refer to page 181)

Dimensions in mm are exact
Inches are approximate

Top Hung System

Flatec II

- For 1 or 2 sliding wood doors
- Smooth quiet operation
- Maintenance-free
- Simple installation
- Stainless steel components
- Maximum door weight: **100 kg (220 lbs.)**
- Maximum wood thickness: **45 mm (1 3/4")**
- [Non-height adjustable] **Text Change**



Fitting Set

	Description	Length A	Material	Item No.
	For a single sliding door with upper track, 3-4 wall attachments, 2 door stoppers, 2 running gears and 1 lower guide	1.8 m (5' 10 7/8")	stainless steel matt	941.07.015
		2.1 m (6' 10 11/16")		941.07.016
		2.3 m (7' 6 9/16")		941.07.017
		2.54 m (8' 4")		941.07.018

Packing: 1 set

Accessories

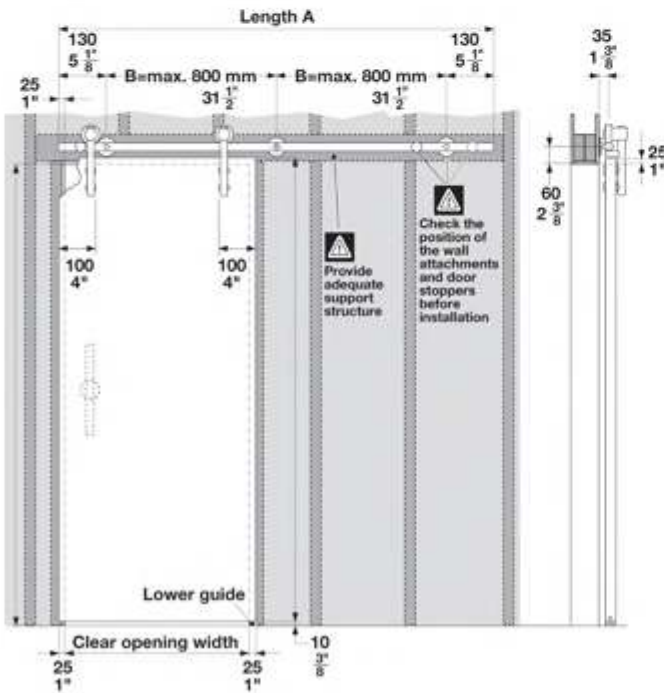
- Flush pulls and pull handles, (refer to pages 45-50 and 463-465)
- For mounting to glass structure, (refer to page 182)
- For bi-parting sliding door applications, (refer to page 181)
- For ceiling mounting, (refer to page 181)

Dimensions in mm are exact
Inches are approximate

Top Hung System

Unotec Home

- For 1 or 2 sliding wood doors
- Smooth quiet operation
- Maintenance-free
- Simple installation
- Stainless steel components
- Maximum door weight: 100 kg (220 lbs.)
- Maximum wood thickness: 45 mm (1 3/4")



Fitting Set

	Description	Length A	Material	Item No.
	For a single sliding door with upper track, 3-4 wall attachments, 2 door stoppers, 2 running gears and 1 lower guide	1.8 m (5' 10 7/8")	stainless steel	941.07.025
		2.1 m (6' 10 11/16")		941.07.026
		2.3 m (7' 6 9/16")		941.07.027
		2.54 m (8' 4")		941.07.028

Packing: 1 set

Accessories

- Flush pulls and pull handles, (refer to pages 45-50 and 463-465)
- For mounting to glass structure, (refer to page 182)
- For bi-parting sliding door applications, (refer to page 181)
- For ceiling mounting, (refer to page 181)

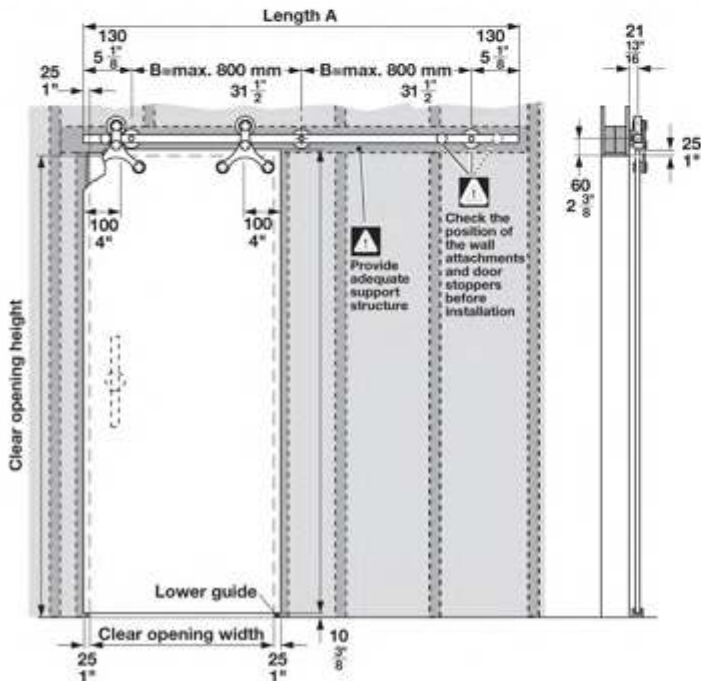
Dimensions in mm are exact
Inches are approximate

Top Hung System

Tritec

- For 1 or 2 sliding wood doors
- Smooth quiet operation
- Maintenance-free
- Simple installation
- Stainless steel components
- Maximum door weight: 100 kg (220 lbs.)
- Maximum wood thickness: 45 mm (1 3/4")
- Height Adjustable: ±6 mm (1/4")

Text
Change



Fitting Set

	Description	Length A	Material	Item No.
	For a single sliding door with upper track, 3-4 wall attachments, 2 door stoppers, 2 running gears and 1 lower guide	1.8 m (5' 10 7/8")	stainless steel matt	941.07.045
		2.1 m (6' 10 11/16")		941.07.046
		2.3 m (7' 6 9/16")		941.07.047
		2.54 m (8' 4")		941.07.048

Packing: 1 set





Accessories

- Flush pulls and pull handles, (refer to pages 45-50 and 463-465)
- For mounting to glass structure, (refer to page 182)
- For bi-parting sliding door applications, (refer to page 181)
- For ceiling mounting, (refer to page 181)

Top Hung System

Accessories

Running Gears

	Description	Material/Finish	Item No.
	Flatec I	stainless steel, matt	941.07.119
	Flatec II	stainless steel, matt	941.07.120
	Unotec Home	stainless steel, matt	941.07.122
	Tritec	stainless steel, matt	941.07.125

Packing: 1 pc.

Upper Track, pre-drilled

	Length A	Material	Item No.
	1.8 m (5' 1 7/8")	stainless steel	941.07.918
	2.1 m (6' 10 11/16")		941.07.921
	2.3 m (7' 6 9/16")		941.07.923
	2.54 m (8' 4")		941.07.925

Packing: 1 pc.




Note: Longer and shorter upper tracks are available. Please contact your Häfele product specialist at **1-888-437-7477**.

Upper Track, for bi-parting doors

	Description	Total Track Length	Material	Item No.
	6" opening	144"	stainless steel	941.07.936
	8" opening	192"	stainless steel	941.07.948

Packing: 1 set (includes 2 tracks and track coupler)

Wall Attachments

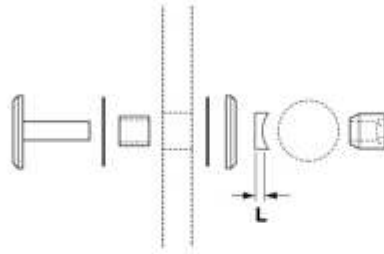
	Description	Material	Item No.
	Wall attachment, L = 19 mm (3/4")	stainless steel	941.07.102
	Wall attachment, adjustable	stainless steel	941.07.109
	Baseboard spacer, L = 24 mm (15/16")	stainless steel	941.07.104
	Compensation disk, D = 1.6 mm (1/16")	stainless steel	941.07.105
	Compensation disk, D = 4.8 mm (3/16")		941.07.106
	Compensation disk, D = 9.6 mm (3/8")		941.07.107
	Wall mount end cap	stainless steel	941.07.108
	Ceiling brackets, for single upper track	stainless steel	941.07.110
	Ceiling brackets, for double upper track	stainless steel	941.07.111

Packing: 1 pc.


Dimensions in mm are exact
Inches are approximate

Top Hung System

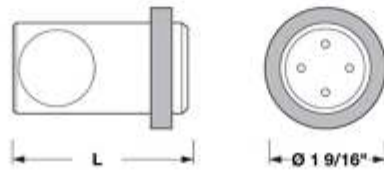
Accessories



Attachment, to fixed wood

Description	Material	Item No.
 For wood doors, L = 19.3 mm (3/4")	stainless steel	941.07.113
 Special tool	stainless steel	941.07.117

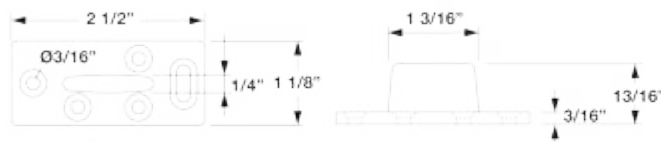
Packing: 1 pc.



Door Stopper

Description	Material	Item No.
 For Unotec Home L = 58 mm (2 1/4")	stainless steel	941.07.126
For Flatec, Tritec L = 45 mm (1 3/4")	stainless steel	941.07.127

Packing: 1 pc.



Bottom Guide

Description	Material	Item No.
 Bottom guide, for wood doors D ≤ 45.1 mm (1 3/4")	stainless steel	941.07.131

Packing: 1 pc.

Dimensional data not binding. We reserve the right to alter specifications without notice.

Dimensions in mm are exact
Inches are approximate

Top Hung System



EKU-Divido 100/HSO

Complete Fitting Set for 1 sliding door without the upper running tracks

Consisting of:	Description	Material/Color/Finish	941.12.002
	Running gear, with four wheels	plastic, white	2 pcs.
	Suspension bolt, M8 x 35 mm	steel, zinc-plated	2 pcs.
	Set nut, M8	steel, zinc-plated	2 pcs.
	Suspension plate	steel, zinc-plated	2 pcs.
	Door stopper with adjustable retention spring	plastic, gray	2 pcs.
	Lower guide	plastic, anthracite gray	1 pc.
	Fixing screws		1 set

Packing: 1 set

Upper Running Tracks

Description	Material	Item No.
	2.5 m (8' 2 7/16")	941.00.253
	3.5 m (11' 5 13/16")	941.00.353
	6.0 m (19' 8 1/4")	941.00.603
	2.5 m (8' 2 7/16")	941.12.925
	3.5 m (11' 5 13/16")	941.12.935
	6.0 m (19' 8 1/4")	941.12.960

Packing: 1 pc.

Accessories

Description	Material/Color	Packing	Item No.
 Spacer profile for wall mounting of single upper running track 11 x 36 mm (7/16" x 1 7/16")	plastic, gray	1 pc.	941.13.220
 Clip-in skirt, 10 x 42 mm (3/8" x 1 11/16")	2.5 m (8' 2 7/16")	1 pc.	941.12.325
	3.5 m (11' 5 13/16")	1 pc.	941.12.335
	6.0 m (19' 8 1/4")	1 pc.	941.12.360
 Clip-on fascia to upper running track, 7 x 60 mm (5/16" x 2 3/8")	2.5 m (8' 2 7/16")	1 pc.	941.12.425
	3.5 m (11' 5 13/16")	1 pc.	941.12.435
	6.0 m (19' 8 1/4")	1 pc.	941.12.460
 Brush seal for clip-on fascia, 5 x 5 mm (3/16" x 3/16")	plastic, gray	1 roll	405.80.500
 End piece to fascia, one-sided, wall mounted, 51 x 60 mm (2" x 2 3/8")	aluminum, anodized	1 set	941.12.060
 Clip piece for wood fascia, 30 x 10 x 47 mm, mounted every 400 – 600 mm (15 3/4" – 23 5/8")	aluminum, un-anodized	1 pc.	941.00.065

Installation Plan: (included in fitting set), mounting instructions for planning and execution available upon request.

Dimensions in mm are exact
Inches are approximate








Top Hung System

EKU-Divido Synchro 100/HSO

Order Specifications

- 2 Divido 100/HSO sliding door fitting sets (refer to page 183)
- 1 Divido 100/HSO-Synchro supplementary fitting set (above)
- 1 Single upper running track
- 1 Clip-on fascia (optional)
- 1 End piece set for clip-on fascia (optional)
- Clip pieces to wood fascia (optional)

Supplementary Fitting Set for 2 sliding doors without the upper running tracks.

Description	Material/Color/Finish	941.12.005
 Ball bearing wheel, mounted horizontally	plastic coated	2 pcs.
 Spacer ring	steel, zinc-plated	2 pcs.
 Rope safe guard	steel, zinc-plated	2 pcs.
 Fixing screw to rope safe guard	steel, zinc-plated	2 pcs.
 Mounting plate for Kevlar rope		2 pcs.
 Kevlar rope, 10.0 m (32' 9 11/16")		1 roll
 Fixing screws	steel, zinc-plated	1 set

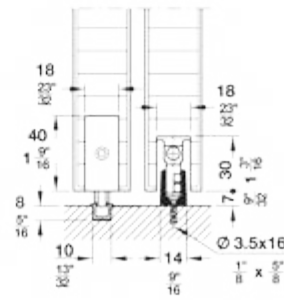
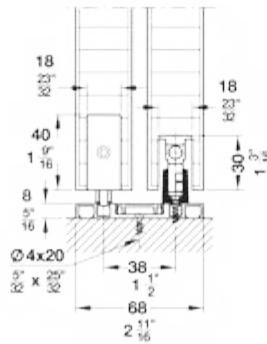

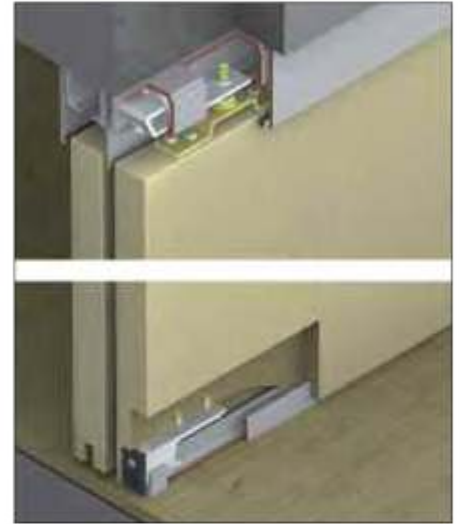
Packing: 1 set

Installation Plan: (included in fitting set), mounting instructions for planning and execution available upon request.

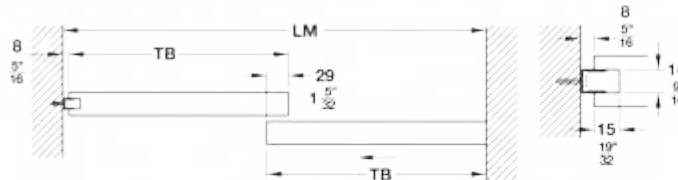
Fixed Element

EKU-Divido 100/HSO

- Maximum door weight: 100 kg (220 lbs.)
- Maximum wood thickness: 30 mm (1 3/16")
- Maximum door height: 2400 mm (7' 10 1/2")
- Maximum door width: 2000 mm (6' 6 3/4")



Using EKU-Divido 100/HSO



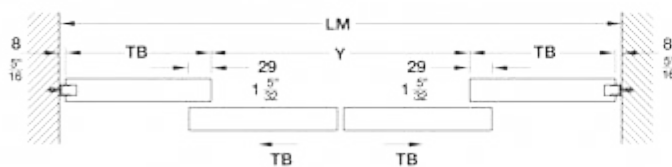
TB = width of door/width of fixed element
LM = clear width

Wall profile for fixed element

Door Width Calculation

$$TB = \frac{LM + 21}{2} \times \frac{13}{16}$$

Using EKU-Divido 100/HSO-Synchro



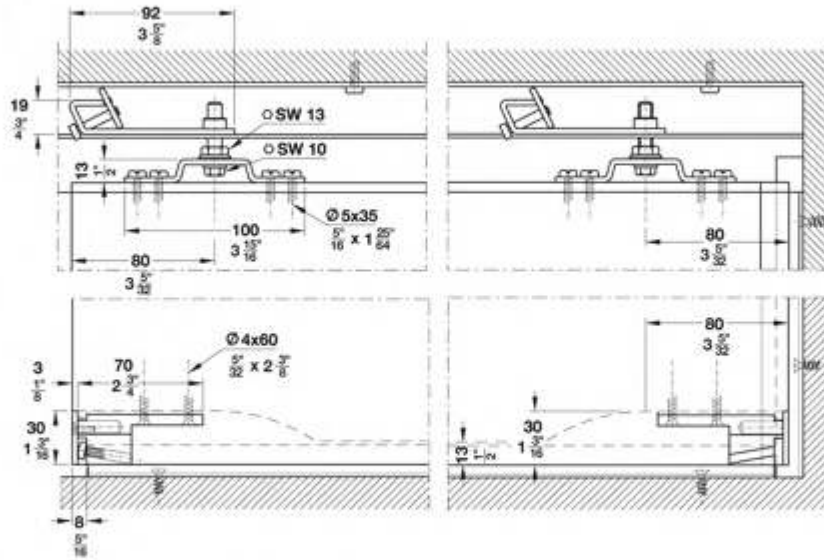
TB = width of fixed element
Y = clear passage width
LM = clear opening width

Door Width Calculation







$$TB = \frac{LM + 42}{4}$$

Fixed Element

EKU-Divido 100/HSO





Fixed Element Fitting Set, without wall and bottom profile

1 set		941.12.006
Consisting of:	Description	Qty.
	Cover cap	2 pcs.
	Upper stationary bracket	2 pcs.
	Lower stationary bracket	2 pcs.
	Suspension plate	2 pcs.
	Suspension bolt, M8 x 30 with set nut, M8	2 pcs.
	Mounting screws	1 set

Packing: 1 set

Accessories

Description	Material	Item No.
	2.5 m (8' 2 7/16")	941.12.525
	3.0 m (9' 10 1/8")	941.12.530
	6.0 m (19' 8 1/4")	941.12.560
	2.5 m (8' 2 7/16")	941.13.325
	3.5 m (11' 5 3/4")	941.13.335
	6.0 m (19' 8 1/4")	941.13.360

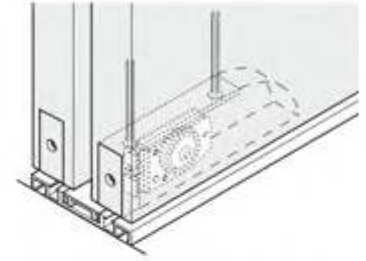
Packing: 1 pc.

Dimensions in mm are exact
Inches are approximate

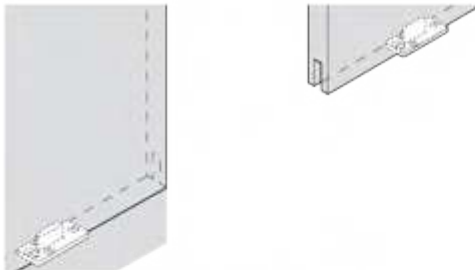
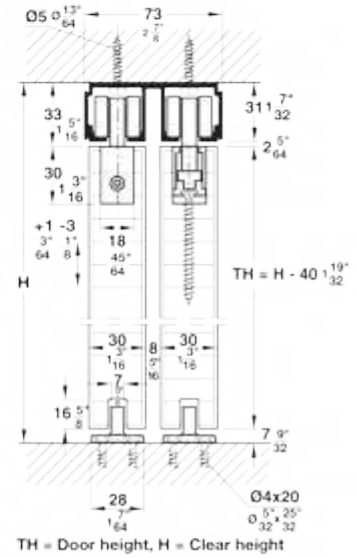
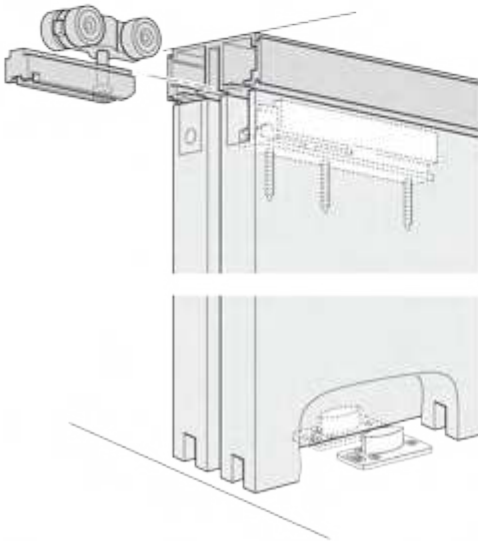
Top Hung System

EKU-Divido 100/HMO

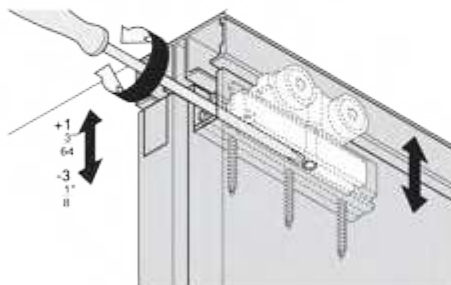
- Suitable for 1 – 4 sliding doors
- Allows for wood and glass sliding door combinations
- Maximum door weight: **100 kg (220 lbs.)**
- Maximum door height: **2400 mm (7' 10 1/2")**
- Maximum door width: **1200 mm (3' 11 1/4")**
- Door thickness, wood: **30 mm (1 3/16")**
- Height adjustability: **+ 1 mm (3/64") / - 3 mm (1/8")**



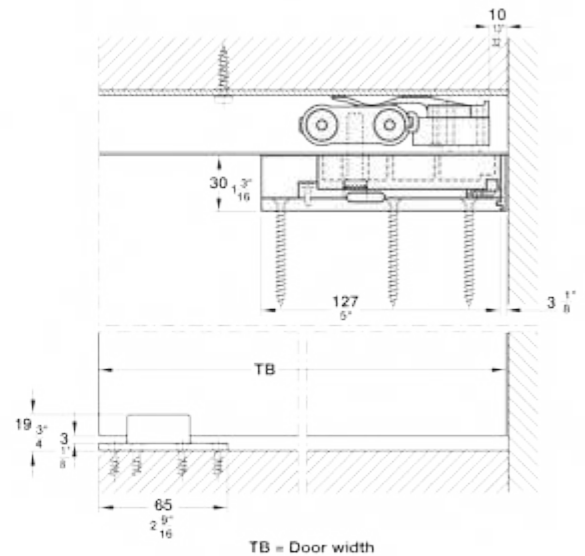
Lower guide with guide channel. For door widths greater than 900 mm (35 7/16") it is recommended to use a lower guide channel. Refer to page 215 for detail.



Lower guide without guide channel.



Height adjustment






TB = Door width

Dimensions in mm are exact
Inches are approximate

Top Hung System



EKU-Divido 100/HMO

Complete Fitting Set for 1 sliding door without the upper running tracks.

	Description	Material/Color/Finish	941.12.003
	Running gear, with four wheels	plastic, white	2 pcs.
	Suspension bolt, M8 x 35 mm	steel, zinc-plated	2 pcs.
	Carrier block	plastic, white	2 pcs.
	Suspension profile for carrier block	aluminum, unanodized	2 pcs.
	Cover cap, includes fixing screw	plastic, anthracite	2 pcs.
	Door stopper with adjustable retention spring	plastic, gray	2 pcs.
	Lower guide	plastic, anthracite gray	1 pc.
	Fixing screws		1 set

Packing: 1 set

Upper Running Tracks

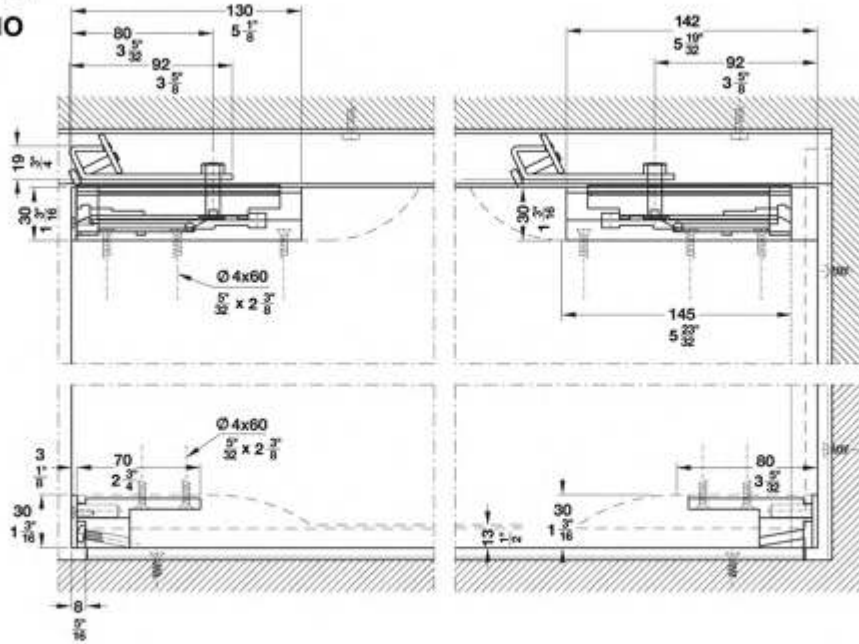
	Description	Material	Item No.
	Single upper running track, 30 x 31 mm (1 3/16" x 1 1/4")		941.00.200
	2.0 m (6' 6 3/4")		941.00.250
	2.5 m (8' 2 7/16")	aluminum, unanodized	941.00.600
	Dual upper running track, 73 x 31 mm (2 7/8" x 1 1/4")		941.12.925
	2.5 m (8' 2 7/16")		941.12.935
	3.5 m (11' 5 13/16")	aluminum, anodized	941.12.960
	6.0 m (19' 8 1/4")		

Packing: 1 pc.








Installation Plan: (included in fitting set), mounting instructions for planning and execution available upon request.

Fixed Element

EKU-Divido 100/HMO





Fixed Element Fitting Set, without wall and bottom profile

1 set		941.12.007
Consisting of:	Description	Qty.
	Cover cap	4 pcs.
	Carrier profile	2 pcs.
	Upper stationary bracket	2 pcs.
	Suspension plate	2 pcs.
	Lower stationary bracket	2 pcs.
	Suspension bolt, M8 x 30	2 pcs.
	Mounting screws	1 set

Packing: 1 set

Accessories

Description	Material	Item No.
 Wall profile for fixed element, 15 x 14 mm (19/32" x 9/16")	2.5 m (8' 2 7/16")	941.12.525
	3.0 m (9' 10 1/8")	941.12.530
	6.0 m (19' 8 1/4")	941.12.560
 Bottom profile for fixed element, pre-drilled, 13 x 18 mm (33/64" x 23/32")	2.5 m (8' 2 7/16")	941.13.325
	3.5 m (11' 5 3/4")	941.13.335
	6.0 m (19' 8 1/4")	941.13.360

Packing: 1 pc.

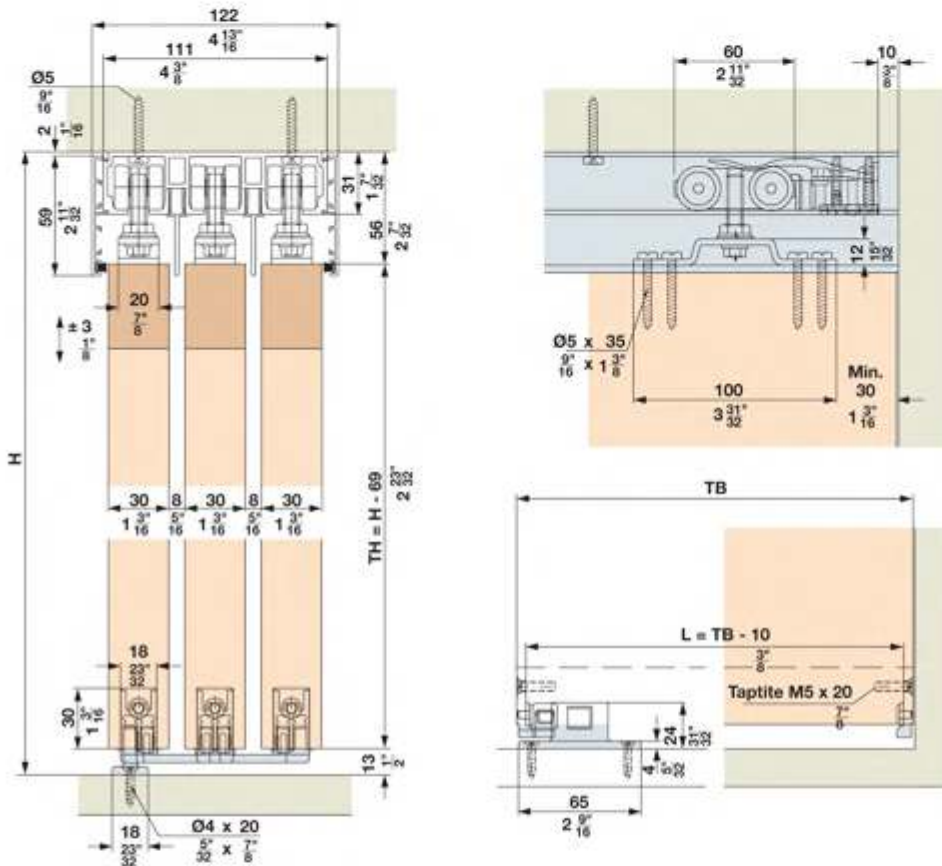
Dimensions in mm are exact
Inches are approximate

Top Hung System

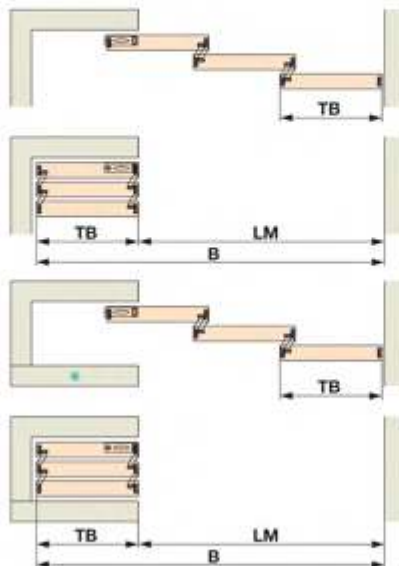
EKU-Divido 100/HSO, HMO Stacking

- Maximum door weight: 100 kg (220 lbs.)
- With stacking option for barrier-free and space saving stacking of doors weighing up to 100 kg (220 lbs.)

New Item



Mounting examples - Right



$$2 \text{ Doors } TB = \frac{B + 92}{3} \text{ (exact)}$$

3
1
8"

$$3 \text{ Doors } TB = \frac{B + 122}{4}$$



4
5
32"

Dimensions in mm are exact
Inches are approximate

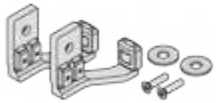

Top Hung System

EKU-Divido 100/HSO, HMO Stacking

New Item


	Description		Material	Item No.
	Dual upper running track, 73 x 31 mm (2 7/8" x 1 1/4")	2.5 m (8' 2 7/16")	aluminum, anodized	941.12.925
		3.5 m (11' 5 13/16")		941.12.935
		6.0 m (19' 8 1/4")		941.12.960
	Triple upper running track 111 x 31 mm (4 3/8" x 1 1/4")	2.5 m (8' 2 7/16")	aluminum, anodized	941.13.425
		3.5 m (11' 5 13/16")		941.13.435
		6.0 m (19' 8 1/4")		941.13.460

Packing: 1 pc.

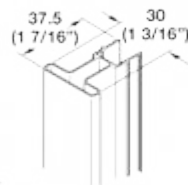
consisting of:	Description	Packing		Item No.
		2 doors	3 doors	
	Right arm with screws	1 pc.	2 pcs.	941.12.063
	Left arm with screws	1 pc.	2 pcs.	941.12.062
	End plate with screws	1 pc.	1 pc.	941.12.064

	Description		Material	Item No.
	Dual guide track	2.5 m (8' 2 7/16")	aluminum, anodized	941.13.926
		3.5 m (11' 5 13/16")		941.13.936
		6.0 m (19' 8 1/4")		941.13.961

Packing: 1 pc.

	Description		Material/Color	Item No.
	Clip profile, with notch, for wooden doors (Only used in combination with 940.93.325 and 940.93.330)	3.0 m (9' 10 1/8")	aluminum, anodized	941.12.431

Packing: 1 pc.



Vertical Handle Profile

Material: aluminum; Finish: silver

Length	Item No.
2.5 m (8' 2 7/16")	940.93.325
3.0 m (9' 10 1/8")	940.93.330

Packing: 1 pc.



Safety Clip

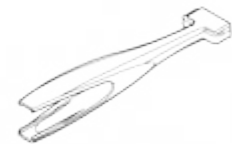
Material: aluminum

Finish	Item No.
silver	940.92.090

Packing: 1 pc.

Track Cleaning Tool

Material: plastic



Color	Item No.
silver	941.00.099

Packing: 1 pc.

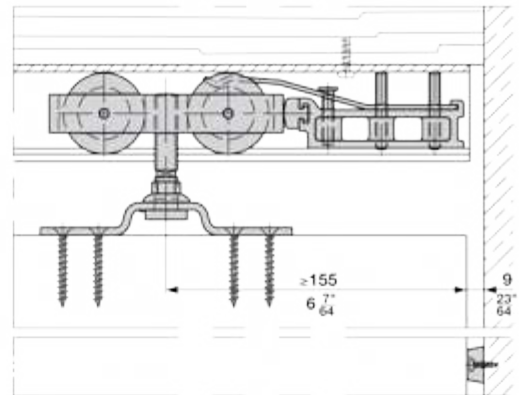
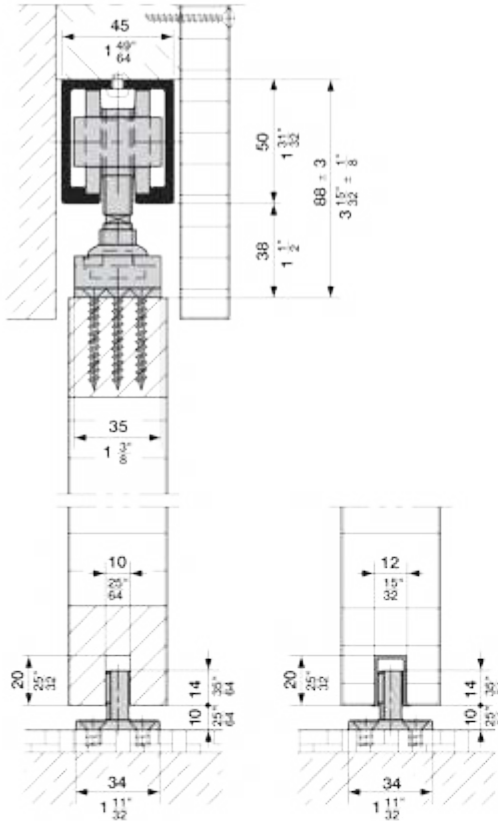
Dimensions in mm are exact
Inches are approximate

Top Hung System

HAWA-Junior 120/A

- For 1 and 2 sliding wood doors
- Smooth quiet operation
- Outstanding durability
- Rattle-free bottom guide
- Simple installation

- Steel suspension bracket
- Vertically and laterally adjustable
- Door stop with adjustable retention spring
- Maximum door weight: **120 kg (264 lbs.)**
- Minimum door thickness: **35 mm (1 3/8")**





Dimensions in mm are exact
Inches are approximate

Top Hung System

HAWA–Junior 120/A

Fitting Set for a single sliding door without upper track and lower guide channel

1 Set				941.20.001
consisting of:	Description	Material/Color	Qty.	Item No.
	Double roller running gear		2 pcs.	941.20.012
	One-way suspension plate, M12 bolt and mounting screws		2 pcs.	941.20.022
	Floor mounted guide, rattle-free	plastic, black	1 pc.	940.40.031
	Track stopper with adjustable retention spring		1 pc.	941.20.041
	Wall buffer	rubber, black	1 pc.	940.40.051
	Locking wrench	steel, galvanized	1 pc.	941.20.091

Note:

- Item numbers are valid only for 1 piece, when ordering individual components, please state the desired amount
- Depending on application an additional track stopper has to be ordered with set
- For 2 bi-parting sliding doors please order 2 sets



Upper Tracks, pre-drilled

Material: aluminum, anodized, clear

Length	Item No.
3.0 m (9' 10 ¹ / ₄ ")	941.20.300
4.0 m (13' 1 ¹ / ₂ ")	941.20.400
6.0 m (19' 8 ¹ / ₄ ")	941.20.600

Packing: 1 pc.

Accessories:

- HAWA–Confort guides (refer to page 272)
- Other lower guide options (refer to page 273)
- HAWA–wall-mounted angle profile (refer to pages 264-265)



- HAWA–SoundEx bracket (page 270)

Guide Rail, glue-in type

Material: plastic

Color	Item No.
black	940.41.130

Packing: 1 pc. (1.3 m (4' 3³/₄"))



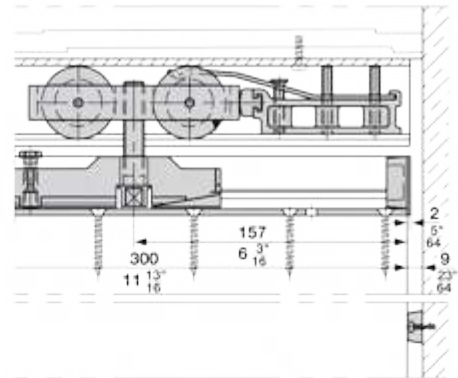
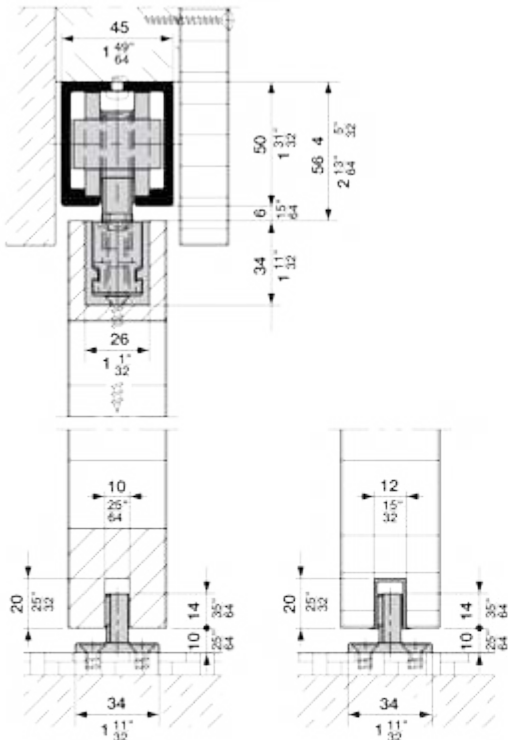
Installation Plan: (included in fitting set), mounting instructions for planning and execution available upon request.

Top Hung System

HAWA-Junior 120/B

- For 1 and 2 sliding wood doors
- Minimum installation height
- Outstanding durability
- Rattle-free bottom guide
- Suspension with carrier profile

- Smooth quiet operation
- Heights adjustable
- Door stop with adjustable retention spring
- Maximum door weight: **120 kg (264 lbs.)**
- Minimum door thickness: **35 mm (1 3/8")**





Dimensions in mm are exact
Inches are approximate

Top Hung System

HAWA–Junior 120/B

Fitting set for a single sliding door without upper track and lower guide channel.

1 set				941.20.002
consisting of:	Description	Material/Color	Qty.	Item No.
	Double roller running gear		2 pcs.	941.20.012
	Carrier profile with suspension plates, M12bolt and set screw		2 pcs.	941.20.024
	End caps for carrier profile	rubber, gray	2 pcs.	940.80.029
	Floor mounted guide, rattle-free	plastic, black	1 pc.	940.40.031
	Track stopper with adjustable retention spring		1 pc.	941.20.041
	Wall buffer	rubber, black	1 pc.	940.40.051
	Locking wrench for suspension plate	steel, glavanized	1 pc.	941.20.091

- Note:**
- Item numbers are valid only for 1 piece, when ordering individual components, please state the desired amount
 - Depending on application an additional track stopper has to be ordered with set
 - For 2 bi-parting sliding doors please order 2 sets



Upper Tracks, pre-drilled

Material: aluminum, anodized, clear

Length	Item No.
3.0 m (9' 10 1/4")	941.20.300
4.0 m (13' 1 1/2")	941.20.400
6.0 m (19' 8 1/2")	941.20.600

Packing: 1 pc.

Accessories:

- HAWA–Confort guides (refer to page 272)
- Other lower guide options (refer to page 273)
- HAWA–Angle profile - wall-mounted (refer to pages 264–265)



- HAWA–SoundEx sound absorbing bracket (refer to page 270)

Installation Plan: (included in fitting set), mounting instructions for planning and execution available upon request.



Guide Rail, glue-in type

Material: plastic

Color	Item No.
black	940.41.130

Packing: 1 pc. (1.3 m (4' 3/4"))



HAWA–Assembly Wedge for doors running in the ceiling (2 pcs. per sliding door)

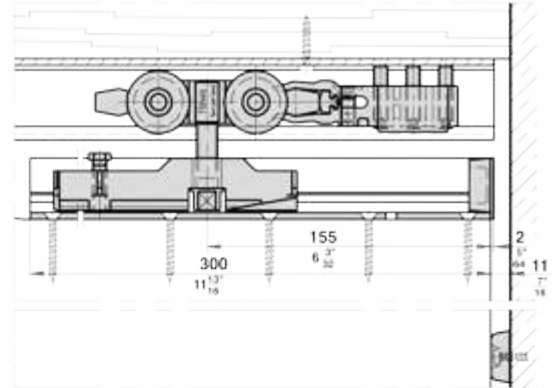
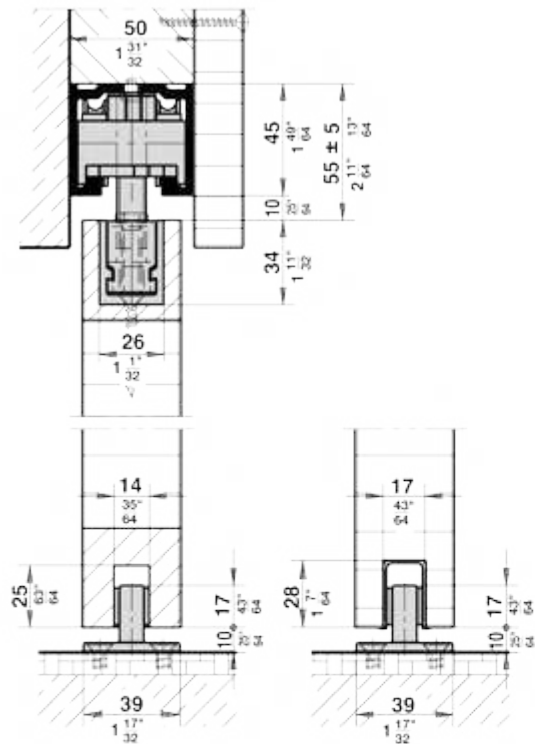
Item No.
940.80.050

Packing: 1 set (2 pcs.)

Top Hung System

HAWA-Silenta 150/B

- For 1 and 2 sliding wood doors
- Minimum installation height
- Outstanding durability
- Rattle-free bottom guide
- Suspension with carrier profile
- Smooth quiet operation
- Height adjustable
- Door stop with adjustable retention spring
- Maximum door weight: **150 kg (330 lbs.)**
- Minimum door thickness: **35 mm (1 3/8")**










Dimensions in mm are exact
Inches are approximate

Top Hung System

HAWA–Silenta 150/B

Fitting Set for a single sliding door without upper track and lower guide channel

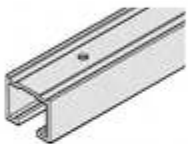
1 Set				942.30.001
consisting of:	Description	Material/Color	Qty.	Item No.
	Double roller running gear		2 pcs.	942.30.015
	Carrier profile with suspension plates, M12 bolt and set screw		2 pcs.	941.20.024
	End caps for carrier profile	rubber, gray	2 pcs.	940.80.029
	Floor mounted guide, rattle-free	plastic, black	1 pc.	941.60.031
	Track stopper with adjustable retention spring		1 pc.	942.30.042
	Wall buffer	rubber, black	1 pc.	941.60.051
	Locking wrench for suspension plate	steel, galvanized	1 pc.	941.20.091

Note:

- Item numbers are valid only for one piece, when ordering individual components, please state the desired amount
- For 2 bi-parting sliding doors please order 2 sets

Accessories

	Description	Material/Color	Packing	Item No.
	Guide rail, 3 m (9' 10 1/8")	plastic, black	5 pcs.	941.61.130
	HAWA–Assembly wedge for doors running in the ceiling (2 pcs. per sliding door)		1 set (2 pcs.)	940.80.050



Upper Tracks, pre-drilled

Material: aluminum, anodized; clear

Length	Item No.
2.5 m (8' 2 7/8")	942.30.250
3.5 m (11' 5 7/8")	942.30.350
6.0 m (19' 8 1/4")	942.30.600

Packing: 1 pc. (1.3 m (4' 3 3/4"))

Installation Plan: (included in fitting set), mounting instructions for planning and execution available upon request.

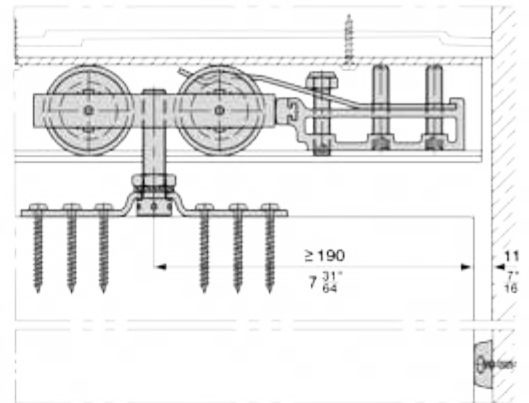
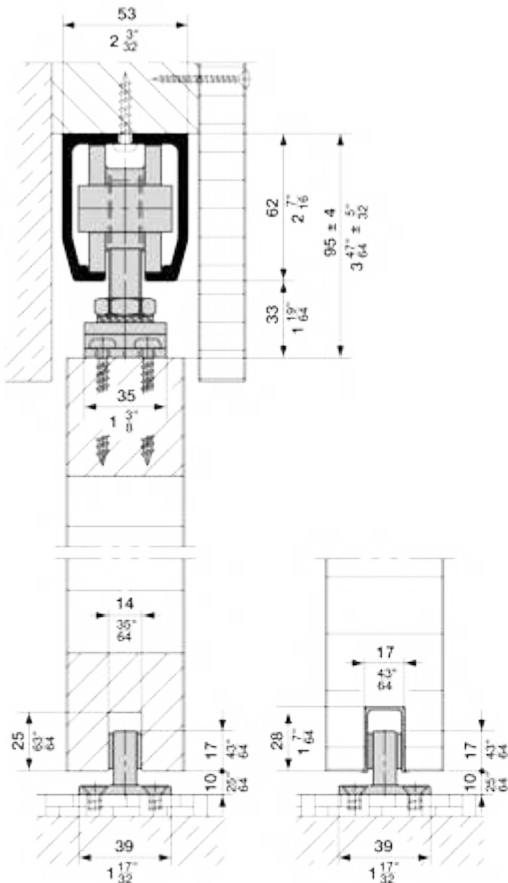
Accessories:

- HAWA–Confort guides (refer to page 272)
- Other lower guide options (refer to page 273)
- Flush pulls (refer to pages 463-465)
- Sliding door locks (refer to pages 451-462)

Top Hung System

HAWA-Junior 160/A

- For 1 and 2 sliding wood doors
- Smooth quiet operation
- Outstanding durability
- Rattle-free bottom guide
- Simple installation
- Steel suspension bracket
- Vertically and laterally adjustable
- Door stop with adjustable retention spring
- Maximum door weight: **160 kg (352 lbs.)**
- Minimum door thickness: **35 mm (1 1/4")**



Dimensions in mm are exact
Inches are approximate

Top Hung System

HAWA-Junior 160/A

Fitting Set for a single sliding door without upper track and lower guide channel.

1 set				941.60.001
consisting of:	Description	Material/Color	Qty.	Item No.
	Double roller running gear		2 pcs.	941.60.012
	One-way suspension plate, M14 bolt and mounting screws		2 pcs.	941.60.022
	Floor mounted guide, rattle-free	plastic, black	1 pc.	941.60.031
	Track stopper with adjustable retention spring		1 pc.	941.60.041
	Wall buffer	rubber, black	1 pc.	941.60.051

Note:

- Item numbers are valid only for 1 piece, when ordering individual components, please state the desired amount
- Depending on application an additional track stopper has to be ordered with set
- For 2 bi-parting sliding doors please order 2 sets



Upper Tracks, pre-drilled

Material: aluminum, anodized, clear

Length	Item No.
3.0 m (9' 10¼")	941.60.300
4.0 m (13' 1½")	941.60.400
6.0 m (19' 8¼")	941.60.600

Packing: 1 pc.



Guide Rail, glue-in type

Material: plastic

Color	Item No.
black	941.61.130

Packing: 1 pc. (3.0 m (9' 10¼"))

Accessories:

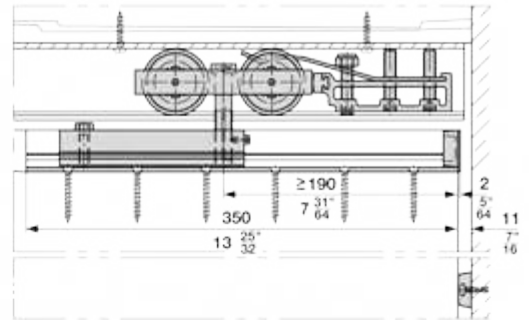
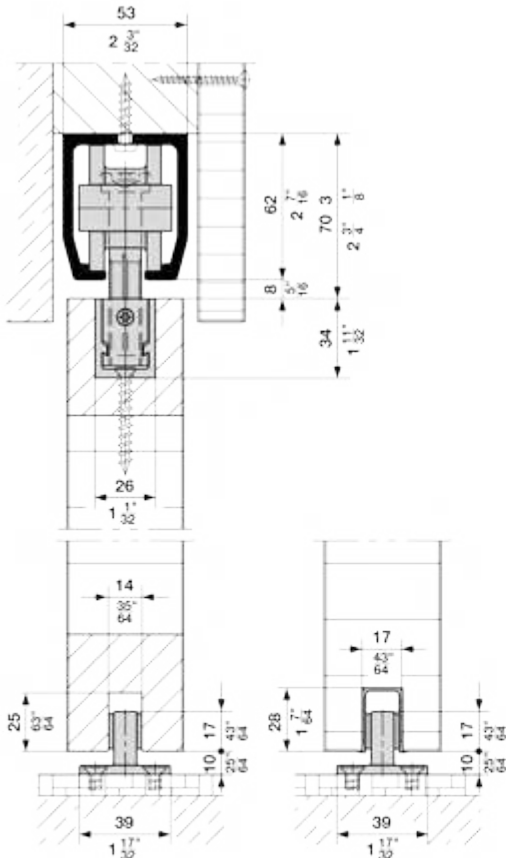
- HAWA-Comfort guides (refer to page 272)
- Other lower guide options (refer to page 273)

Installation Plan: (included in fitting set), mounting instructions for planning and execution available upon request.

Top Hung System

HAWA-Junior 160/B

- For 1 and 2 sliding wood doors
- Minimum installation height
- Outstanding durability
- Rattle-free bottom guide
- Suspension with carrier profile
- Smooth quiet operation
- Heights adjustable
- Door stop with adjustable retention spring
- Maximum door weight: **160 kg (352 lbs.)**
- Minimum door thickness: **35 mm (1½")**



Dimensions in mm are exact
Inches are approximate

Sliding Door Fitting

HAWA–Junior 160/B

Fitting Set for a single sliding door without upper track and lower guide channel

1 Set				941.60.002
consisting of:	Description	Material/Color	Qty.	Item No.
	Double roller running gear with M14 bolt		2 pc.	941.60.014
	Carrier profile with suspension plates and set screw		2 pc.	941.60.024
	Floor mounted guide, rattle-free	plastic, black	1 pc.	941.60.031
	Track stopper with adjustable retention spring		1 pc.	941.60.041
	Wall buffer	rubber, black	1 pc.	941.60.051

Note:

- Item numbers are valid only for 1 piece, when ordering individual components, please state the desired amount
- Depending on application an additional track stopper has to be ordered with set
- For 2 bi-parting sliding doors please order 2 sets



Upper Tracks, pre-drilled

Material: aluminum, anodized, clear

Length	Item No.
3.0 m (9' 10 ¹ / ₄ "	941.60.300
4.0 m (13' 1 ¹ / ₂ "	941.60.400
6.0 m (19' 8 ¹ / ₄ "	941.60.600

Packing: 1 pc.



Guide Rail, glue-in type

Material: plastic

Color	Item No.
black	941.61.130

Packing: 1 pc. (3.0 m (9' 10¹/₄"

Accessories:

- HAWA–Confort guides (refer to page **272**)
- Other lower guide options (refer to page **273**)

Installation Plan: (included in fitting set), mounting instructions for planning and execution available upon request.

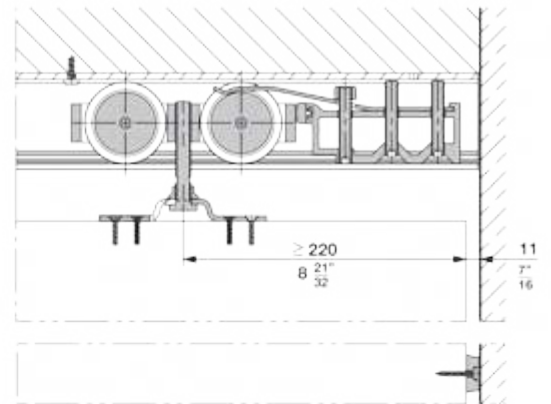
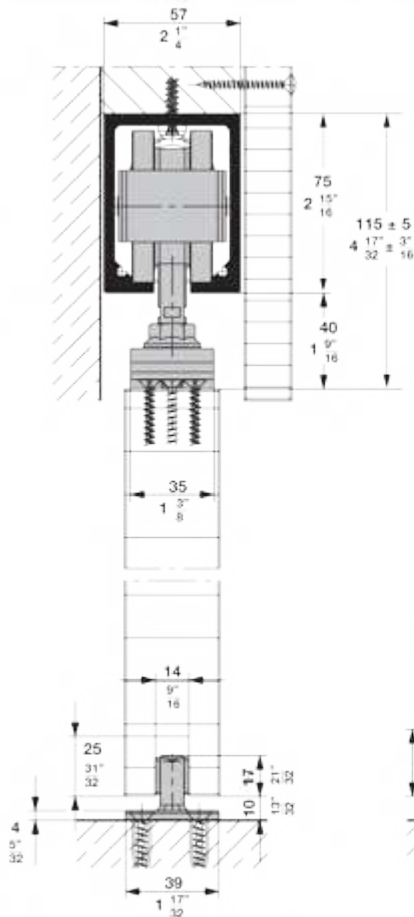
Top Hung System

HAWA – Junior 250/A

New
Item

- For 1 and 2 sliding wood doors
- Smooth quiet operation
- Outstanding durability
- Rattle-free bottom guide
- Simple installation

- Steel suspension bracket
- Vertically adjustable ± 5 mm ($\pm 3/16$ ")
- Door stop with adjustable retention spring
- Maximum door weight: **250 kg (550 lbs.)**
- Minimum door thickness: **35 mm (1 3/8")**









Dimensions in mm
Inches are approximate

Top Hung System

New
Item

HAWA – Junior 250/A

Fitting set for a single sliding door without upper track and lower guide channel

1 set				942.56.001
consisting of:	Description	Material/Color	Qty.	Item No.
	Double roller running gear		2 pcs.	942.56.012
	One-way suspension plate, M12 bolt and mounting screws		2 pcs.	942.56.022
	Floor mounted guide, rattle-free	plastic, black	1 pc.	941.60.031
	Track stopper with adjustable retention spring		1 pc.	942.56.041
	Wall buffer	rubber, black	1 pc.	941.60.051
	Locking wrench	steel	1 pc.	941.20.091

- Note:**
- Item numbers are valid only for 1 piece, when ordering individual components, please state the desired amount
 - Depending on application an additional track stopper has to be ordered with set
 - For 2 bi-parting sliding doors please order 2 sets

Upper tracks, pre-drilled



Material: aluminum, clear anodized

Length	Item No.
4.0 m (13' 1 1/2")	942.56.940
6.0 m (19' 8 1/4")	942.56.960

Packing: 1 pc.

Connecting bolts, for upper tracks



Material: steel, galvanized

Item No.
942.56.090

Packing: 1 set (2 pcs.)

Supplementary parts:

Guide rail, glue-in type



Material: plastic; Color: black

Length	Item No.
3.0 m (9' 10 1/4")	941.61.130

Packing: 1 pc.

Accessories:

- Hawa Comfort 160 guides (page 257)
- Other lower guide options (page 259)

Installation plan: (included in fitting set), mounting instructions for planning and execution available upon request.

Dimensions in mm
Inches are approximate

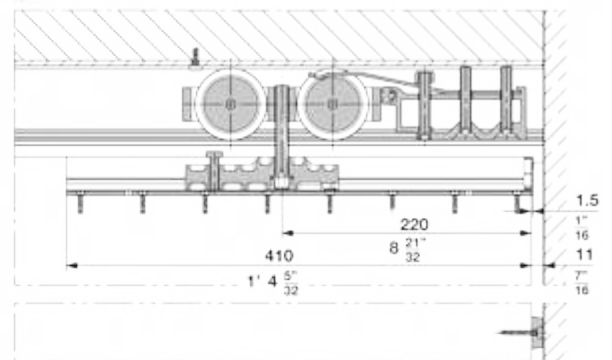
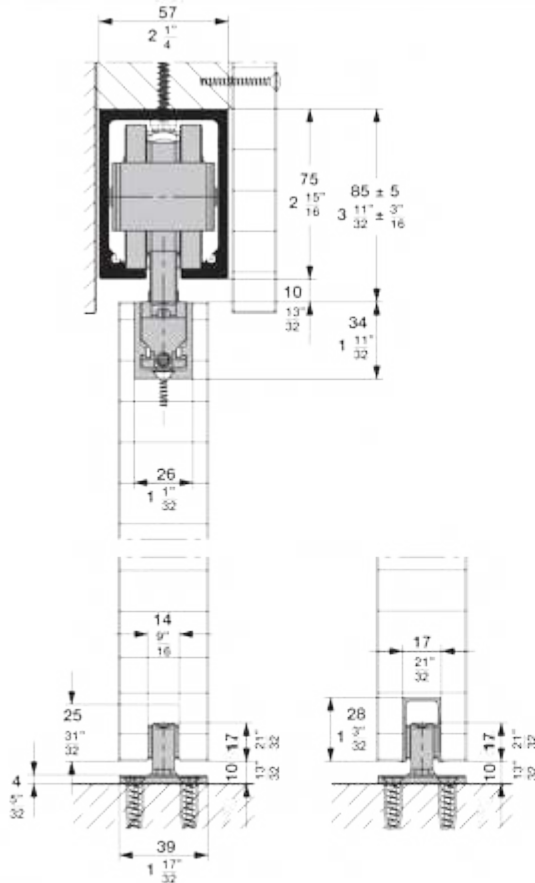
Top Hung System

HAWA – Junior 250/B

New Item



- For 1 and 2 sliding wood doors
- Minimum installation height
- Outstanding durability
- Rattle-free bottom guide
- Suspension with carrier profile
- Smooth quiet operation
- Vertically adjustable ± 5 mm ($\pm 3/16$ ")
- Door stop with adjustable retention spring
- Maximum door weight: **250 kg (550 lbs.)**
- Minimum door thickness: **35 mm (1 3/8")**










Dimensions in mm
Inches are approximate

Top Hung System

HAWA – Junior 250/B

New
Item

Fitting set for a single sliding door without upper track and lower guide channel

1 set				942.56.002
consisting of:	Description	Material/Color	Qty.	Item No.
	Double roller running gear		2 pcs.	942.56.012
	Carrier profile with suspension plates and M12 hanger bolt		2 pcs.	942.56.024
	End caps for carrier profile	plastic, anthracite gray	2 pc.	942.56.029
	Floor mounted guide, rattle-free	plastic, black	1 pc.	941.60.031
	Track stopper with adjustable retention spring		1 pc.	942.56.041
	Wall buffer	rubber, black	1 pc.	941.60.051
	Locking wrench	steel	1 pc.	941.20.091

- Note:**
- Item numbers are valid only for 1 piece, when ordering individual components, please state the desired amount
 - Depending on application an additional track stopper has to be ordered with set
 - For 2 bi-parting sliding doors please order 2 sets

Upper tracks, pre-drilled



Material: aluminum, clear anodized

Length	Item No.
4.0 m (13' 1 1/2")	942.56.940
6.0 m (19' 8 3/4")	942.56.960

Packing: 1 pc.

Supplementary parts:

Guide rail, glue-in type



Material: plastic; Color: black

Length	Item No.
3.0 m (9' 10 3/4")	941.61.130

Packing: 1 pc.

Suspension profiles



Material: aluminum, clear anodized

Length	Item No.
2.5 m (8' 2 1/4")	946.14.925
6.5 m (21' 3 1/4")	946.08.651

Packing: 1 pc.

- To spread out the door weight for heavy sliding doors, a continuous suspension profile can be used

Connecting bolts, for upper tracks



Material: steel, galvanized

Item No.
942.56.090

Packing: 1 set (2 pcs.)

Accessories:

- Hawa Comfort 160 guides (page 257)
- Other lower guide options (page 259)

Installation plan: (included in fitting set), mounting instructions for planning and execution available upon request.

Dimensions in mm
Inches are approximate

Top Hung System

HAWA-Super 250/A

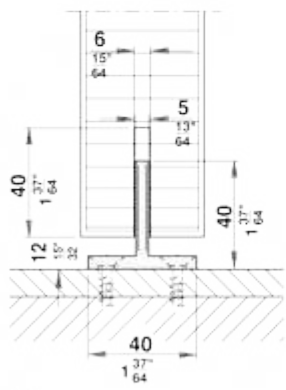
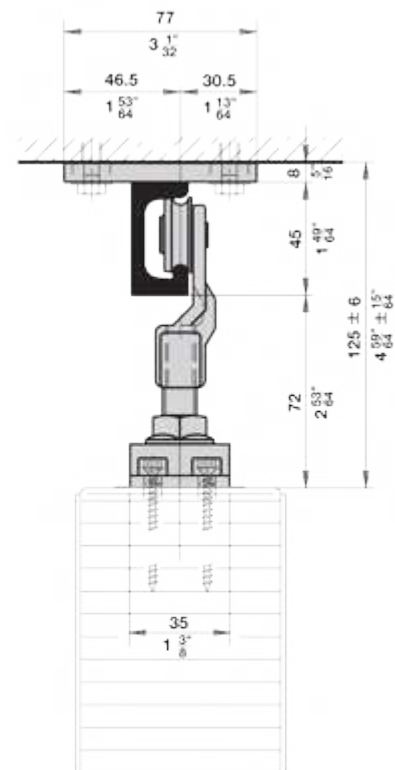
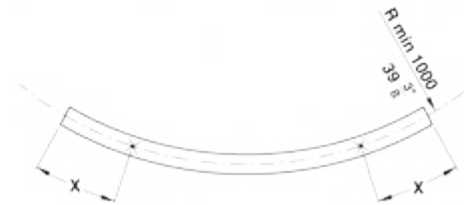
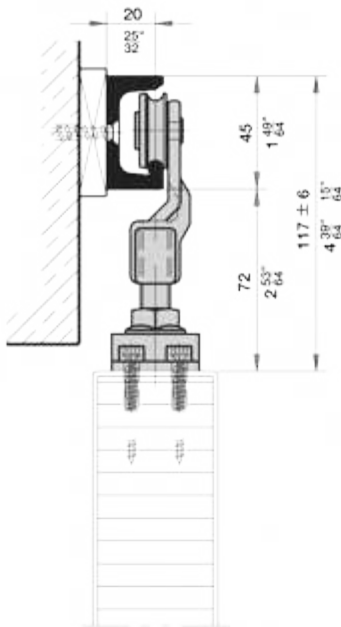
- For single and bypassing sliding wood doors
- Simple installation
- Smooth operation even under full load
- Vertically adjustable

- Extremely resistant to wear and tear
- For curved sliding doors
- Maximum door weight: **250 kg (550 lbs.)**
- Minimum door thickness: **35 mm (1 3/8")**



Suspension points for curved doors:

To ensure optimum sliding of the curved sliding doors the suspension points must be the center of gravity.



Dimensions in mm are exact
Inches are approximate



Top Hung System

HAWA-Super 250/A






Order specifications:

- Type of upper track
- Upper track length
- Number of running gears
- Number of suspension plates
- Number of track stoppers
- Door height and width
- Door weight
- Type of bottom guide

Upper Tracks

	Description	Material	Packing	Item No.
	Upper track, 6.0 m (19' 8 1/4"), wall-mounted	stainless steel (304)	1 pc.	942.42.601
	Upper track, with mounting flanges, 6.0 m (19' 8 1/4"), ceiling-mounted	stainless steel (304)	1 pc.	942.43.601

Accessories

	Description	Material	Packing	Item No.
	Running gear, M12	steel	1 pc.	942.44.012
	Suspension plate with hanger bolt, M12		1 pc.	942.44.022
	Track end stopper, to be drilled into upper track	steel, galvanized	1 pc.	942.42.041
	Floor guide	steel, galvanized	1 pc.	942.41.031
	Door stop, spring-loaded, for heavy doors		1 pc.	942.30.051

Accessories:

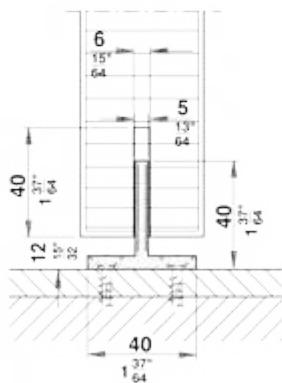
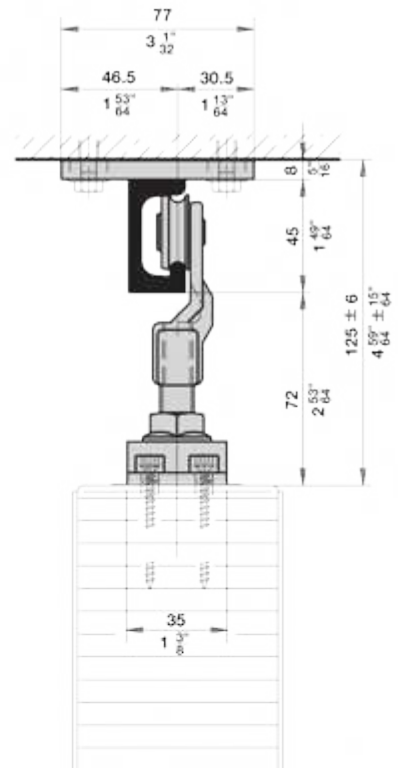
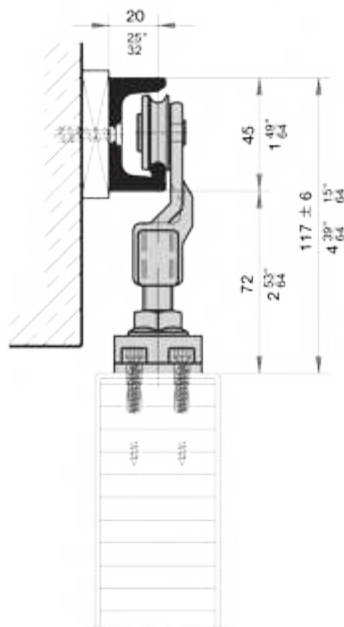
- Other lower guide options (refer to page 273)
- Flush pulls (refer to pages 463-465)
- Sliding door locks (refer to pages 451-462)

Top Hung System

HAWA-Super 350/A

- For single and bypassing sliding wood doors
- Simple installation
- Smooth operation even under full load
- Vertically adjustable

- Extremely resistant to wear and tear
- Maximum door weight: **350 kg (700 lbs.)**
- Minimum door thickness: **35 mm (1 3/8")**



Dimensions in mm are exact
Inches are approximate



Top Hung System

HAWA-Super 350/A






Order specifications:

- Type of upper track
- Upper track length
- Number of running gears
- Number of suspension plates
- Number of track stoppers
- Door height and width
- Door weight
- Type of bottom guide

Upper Tracks

	Description	Material	Packing	Item No.
	Upper track, 6.0 m (19' 8 1/4"), wall-mounted	stainless steel (304)	1 pc.	942.42.601
	Upper track, with mounting flanges, 6.0 m (19' 8 1/4"), ceiling-mounted	stainless steel (304)	1 pc.	942.43.601

Accessories

	Description	Material	Packing	Item No.
	Running gear, M12	steel	1 pc.	942.42.013
	Suspension plate with hanger bolt, M12		1 pc.	942.44.022
	Track end stopper, to be drilled into upper track	steel, galvanized	1 pc.	942.42.041
	Floor guide	steel, galvanized	1 pc.	942.41.031
	Door stop, spring-loaded, for heavy doors		1 pc.	942.30.051

Accessories:

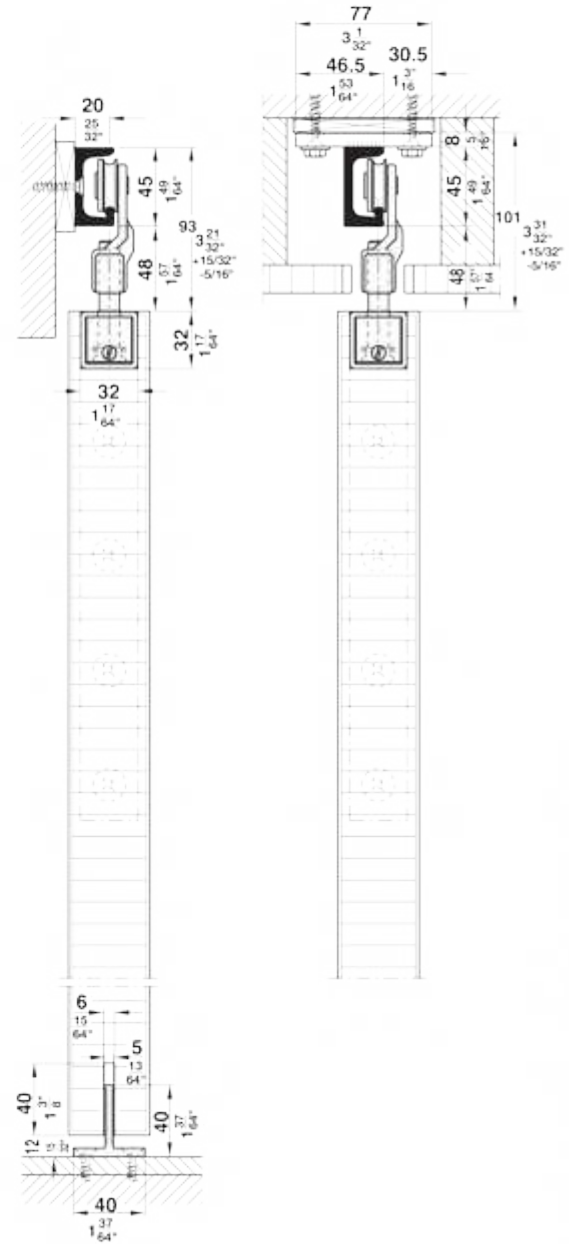

- Other lower guide options (refer to page 273)
- Flush pulls (refer to pages 463-465)
- Sliding door locks (refer to pages 451-462)

Top Hung System

HAWA-Super 500/A

- For single and bypassing sliding wood doors
- Robust but easy running

- Vertically adjustable
- Extremely resistant to wear and tear
- Suspension with carrier bracket
- Maximum door weight: **500 kg (1100 lbs.)**
- Minimum door thickness: **41 mm (1 5/8")**



Dimensions in mm are exact
Inches are approximate



Top Hung System

HAWA-Super 500/A





Order specifications:

- Type of upper track
- Upper track length
- Number of fitting sets
- Number of track stoppers
- Door height and width
- Door weight

Upper Tracks

	Description	Material	Packing	Item No.
	Upper track, 6.0 m (19' 8 1/4"), wall-mounted	stainless steel (304)	1 pc.	942.42.601
	Upper track, with mounting flanges, 6.0 m (19' 8 1/4"), ceiling-mounted	stainless steel (304)	1 pc.	942.43.601


Fitting Set for a single sliding door without upper track and bottom guide channel

1 Set				942.42.000
Consisting of:	Description	Material	Qty.	Item No.
	Running gear, M12	steel	2 pcs.	942.42.013
	Suspension bracket with carrier plate, with hanger bolt, M12	steel, galvanized	2 pcs.	942.41.024
	Floor guide	steel, galvanized	1 pc.	942.41.031
	Door stop, spring-loaded, for heavy doors		2 pcs.	942.30.051

- Note:**
- Item numbers are valid only for one piece, when ordering individual components, please state the desired amount
 - For 2 bi-parting sliding doors please order 2 sets

Door Stop

To stop 2 bi-parting sliding doors in the middle a track stopper has to be ordered.

Description	Material	Packing	Item No.
 Track end stopper, to be drilled into upper track	steel, galvanized	1 pc.	942.42.041

Cover Plates

Description	Material/Finish	Packing	Item No.
 Cover plate for suspension brackets	steel, dull nickel-plated	1 pc.	942.41.072
Cover plate for suspension brackets	brass, brushed	1 pc.	942.41.073

Accessories:

- Other lower guide options (refer to page 273)
- Flush pulls (refer to pages 463-465)
- Sliding door locks (refer to pages 451-462)

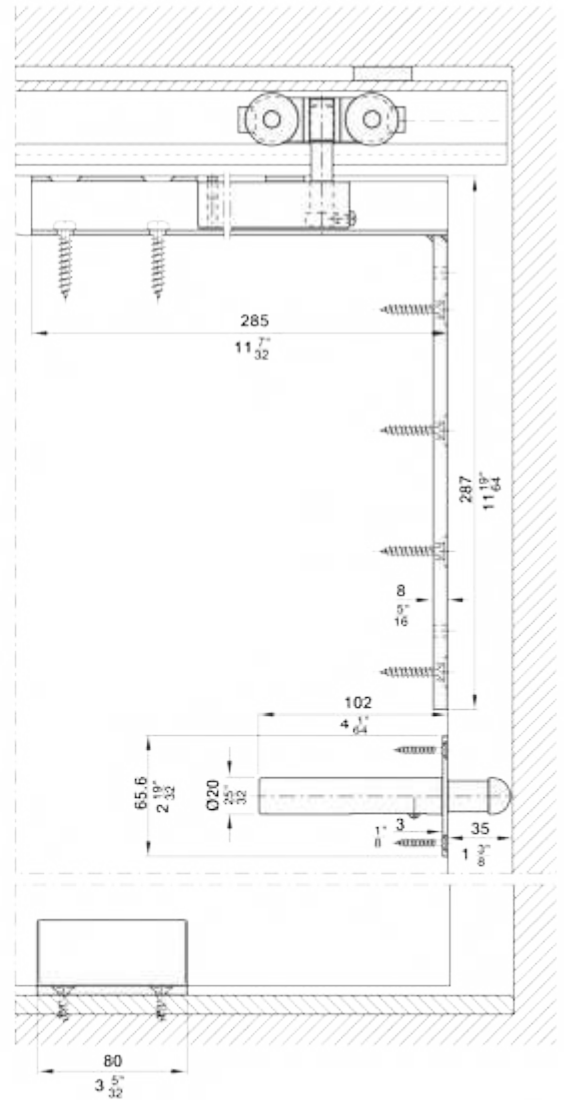

Dimensions in mm are exact
Inches are approximate

Top Hung System

HAWA-Super 500/B

- For single and bypassing sliding wood doors
- Robust but easy running
- Vertically adjustable
- Extremely resistant to wear and tear

- Suspension with carrier bracket
- Maximum door weight: **500 kg (1100 lbs.)**
- Minimum door thickness: **41 mm (1 5/8")**



Dimensions in mm are exact
Inches are approximate

Top Hung System

HAWA-Super 500/B




Order specifications:

- Type of upper track
- Upper track length
- Number of fitting sets
- Door height and width
- Door weight

Upper Tracks

Description	Packing	Item No.
 Dual upper track, stainless steel (304) 6.0 m (19' 8 1/4"), w/mounting flanges, ceiling mounted	1 pc.	942.43.611

Fitting Set for a single sliding door without upper track and bottom guide channel.

		942.41.000		
1 Set	Description	Material	Qty.	Item No.
 Running gear, 4 wheels, M12		steel	2 pcs.	942.41.014
 Suspension bracket with carrier plate, with hanger bolt, M12		steel, galvanized	2 pcs.	942.41.024
 Floor guide		steel, galvanized	1 pc.	942.41.031
 Door stop, spring-loaded, for heavy doors		steel, galvanized	2 pcs.	942.30.051

Note:

- Item numbers are valid only for one piece, when ordering individual components, please state the desired amount
- For 2 bi-parting sliding doors please order 2 sets

Door Stop

To stop 2 bi-parting sliding doors in the middle a track stopper has to be ordered.

Description	Material	Packing	Item No.
 Track end stopper, to be drilled into upper track	steel, galvanized	1 pc.	942.41.042

Cover Plates

Description	Material/Finish	Packing	Item No.
 Cover plate for suspension brackets	steel, dull nickel-plated	1 pc.	942.41.072
Cover plate for suspension brackets	brass, brushed	1 pc.	942.41.073

Accessories:

- Other lower guide options (refer to page 273)
- Flush pulls (refer to pages 463-465)
- Sliding door locks (refer to pages 451-462)

Installation Plan: (included in fitting set), mounting instructions for planning and execution available upon request.

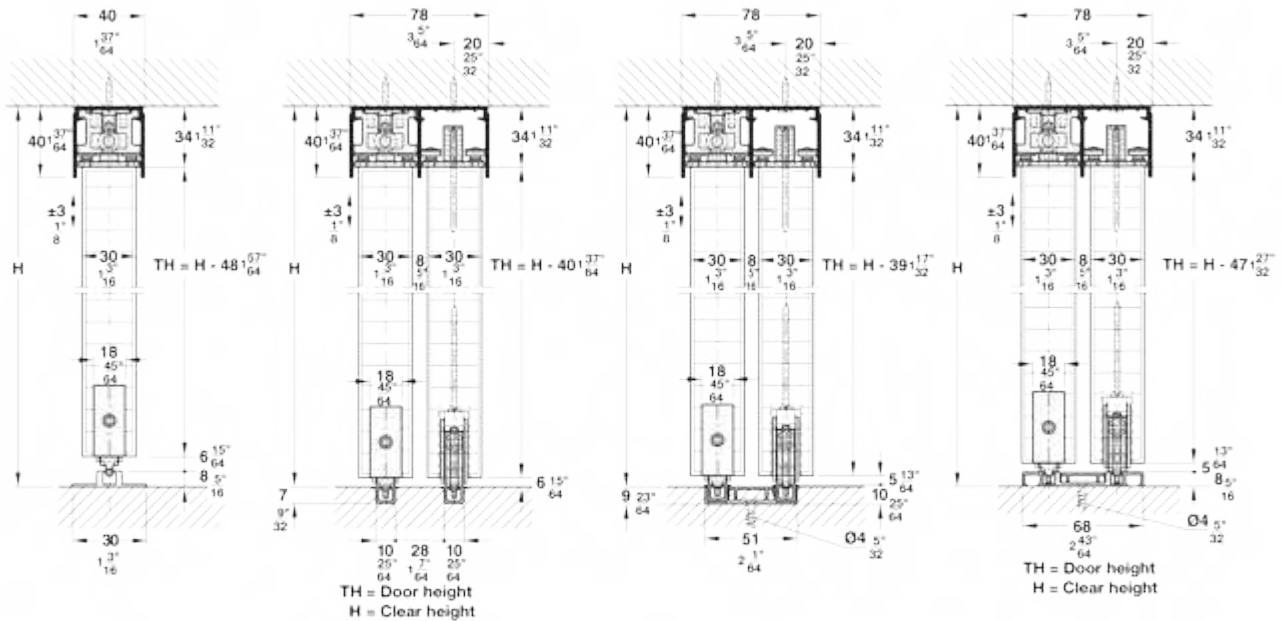
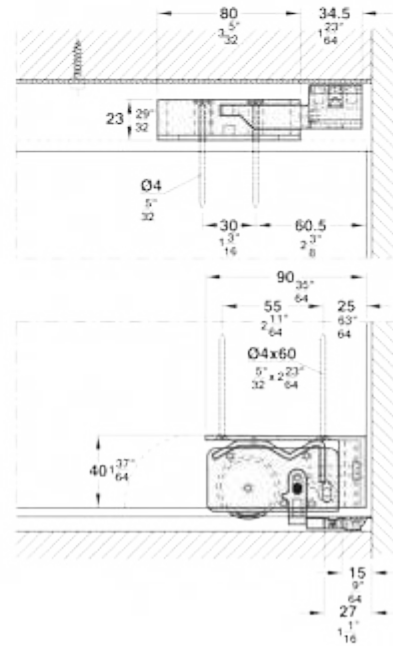
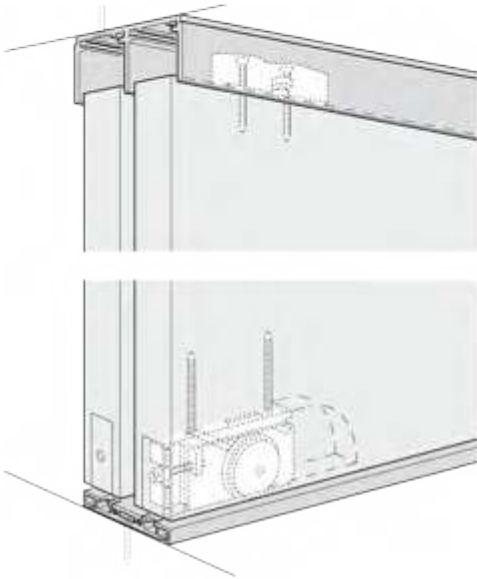
Dimensions in mm are exact
Inches are approximate

Bottom Running System

EKU-Divido 80/HSU

- Suitable for 1 – 4 sliding doors
- Running gears with special spring loaded anti-derail device that eliminates accidental displacement of sliding doors
- Allows for wood and glass sliding door combinations

- Maximum door weight: **80 kg (176 lbs.)**
- Maximum door height: **2400 mm (7' 10 1/2")**
- Maximum door width: **2000 mm (6' 6 3/4")**
- Door thickness, wood: **30 mm (1 3/16")**
- Height adjustability: **+/- 3 mm (1/8")**









Dimensions in mm are exact
Inches are approximate

Dimensional data not binding. We reserve the right to alter specifications without notice.

Bottom Running System


EKU-Divido 80/HSU

Complete Fitting Set for 1 sliding door without the lower running tracks and upper guide channels.

Description	Material/Color	940.92.001
 Running gear with anti-derail device, single wheel		2 pcs.
 Upper guide with plastic guide wheels mounted on a zinc-plated steel base		2 pcs.
 Adapter for running gear, includes fixing screws	plastic, gray	2 pcs.
 Door stopper set for lower running track	plastic, gray	2 pcs.
 Door stopper for upper guide channel	plastic, gray	2 pcs.
 End piece to lower guide track	plastic, gray	1 pc.

Packing: 1 set

Upper Guide Channels and Lower Running Tracks

Description	Material	Item No.
 Single upper guide channel, 40 x 40 mm (1 9/16" x 1 9/16")	2.5 m (8' 2 7/16")	941.13.525
	3.5 m (11' 5 13/16")	941.13.535
	6.0 m (19' 8 1/4")	941.13.560
 Dual upper guide channel, 78 x 40 mm (3 1/16" x 1 9/16")	2.5 m (8' 2 7/16")	941.13.925
	3.5 m (11' 5 13/16")	941.13.935
	6.0 m (19' 8 1/4")	941.13.960
 Single lower running track, recessed, 13 x 8 mm (33/64" x 5/16")	2.5 m (8' 2 7/16")	941.13.825
	3.5 m (11' 5 13/16")	941.13.835
	6.0 m (19' 8 1/4")	941.13.860
 Mounting profile for single lower running track, recessed, 51 x 10 mm (2" x 3/8")	2.5 m (8' 2 7/16")	941.13.125
	3.5 m (11' 5 13/16")	941.13.135
	6.0 m (19' 8 1/4")	941.13.160
 Single lower running track, surface mounted, 38 x 8 mm (1 1/2" x 5/16")	2.5 m (8' 2 7/16")	941.13.725
	3.5 m (11' 5 13/16")	941.13.735
	6.0 m (19' 8 1/4")	941.13.760
 Dual lower running track, surface mounted, 68 x 8 mm (2 11/16" x 5/16")	2.5 m (8' 2 7/16")	941.13.625
	3.5 m (11' 5 13/16")	941.13.635
	6.0 m (19' 8 1/4")	941.13.660

Packing: 1 pc.

Accessories

Description	Material/Color	Item No.
 Clip profile to mounting profile and dual lower running track, 25 x 6 mm (1" x 1/4")	2.5 m (8' 2 7/16")	941.12.825
	3.5 m (11' 5 13/16")	941.12.835
	6.0 m (19' 8 1/4")	941.12.860
 Center door stop, installed into upper guide channels, 33 x 90 mm (1 5/16" x 3 9/16")	plastic, gray	941.12.040

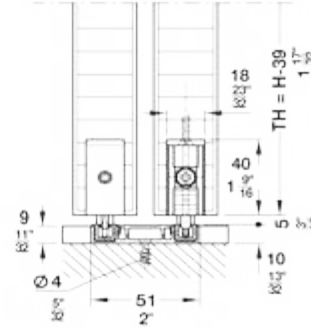
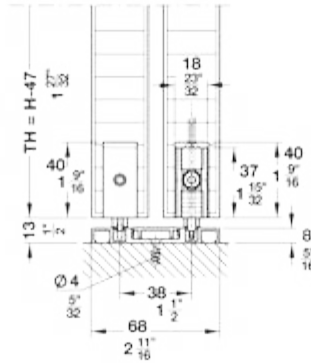

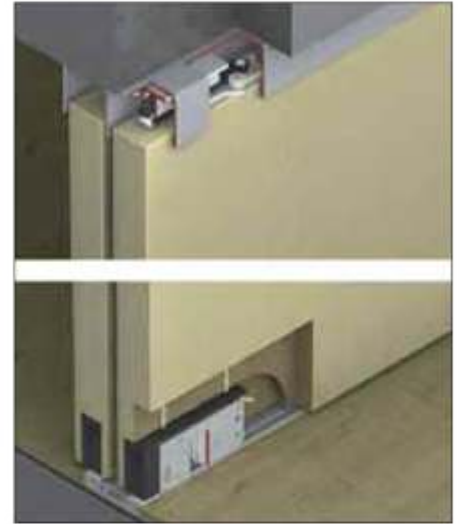
Packing: 1 pc.

Dimensions in mm are exact
Inches are approximate

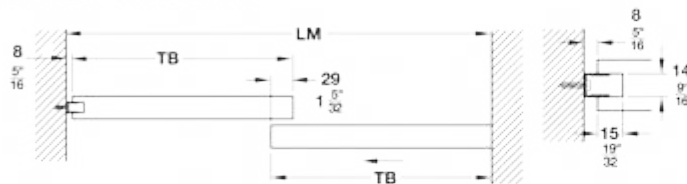
Fixed Element

EKU-Divido 80/HSU

- Maximum door weight: 100 kg (220 lbs.)
- Maximum wood thickness: 30 mm (1 3/16")
- Maximum door height: 2400 mm (7' 10 1/2")
- Maximum door width: 2000 mm (6' 6 3/4")



Using EKU-Divido 80/HSU



TB = width of door/width of fixed element
LM = clear opening width

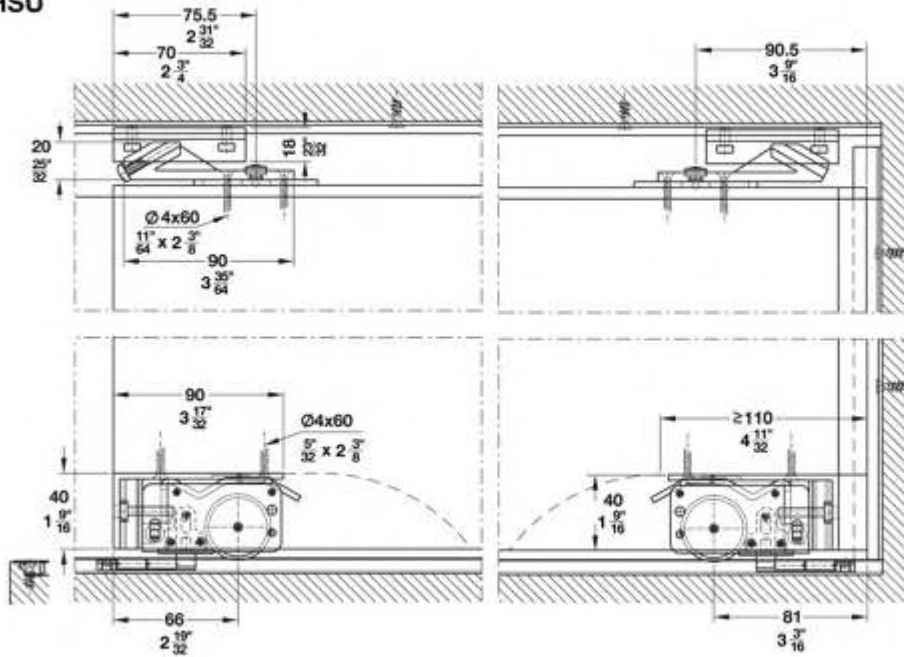
Wall profile for fixed element

Door Width Calculation

$$TB = \frac{LM + 21}{2} \times \frac{13}{16}$$

Fixed Element

EKU-Divido 80/HSU



Fixed Element Fitting Set, without wall profile

1 set		940.92.003
Consisting of:	Description	Qty.
	Adapter for running gear	2 pcs.
	Suspension plate	2 pcs.
	Upper holding element	2 pcs.
	Running gear	2 pcs.
	Door stopper for lower running track	2 pcs.
	Buffer	2 pcs.
	Set screw	6 pcs.
	Mounting screws	1 set

Packing: 1 set

Accessories

Description	Material	Item No.
 Wall profile for fixed element, 15 x 14 mm (19/32 x 9/16)	2.5 m (8' 2 7/16")	941.12.525
	3.0 m (9' 10 1/8")	941.12.530
	6.0 m (19' 8 1/4")	941.12.560

Packing: 1 pc.

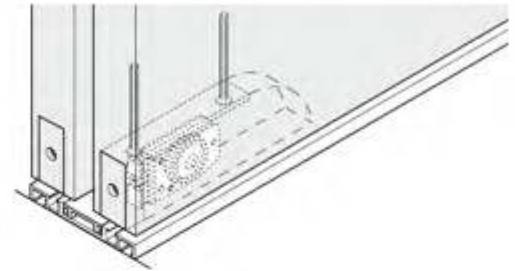
Dimensions in mm are exact
Inches are approximate

Bottom Running System

EKU-Divido

Lower Guide Application for Wood Sliding Doors

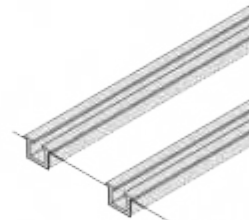
- For top-hung sliding door systems EKU Divido 100/HSO and 100/HMO
- Suitable as an additional floor guide option, especially for doors wider than 900 mm (35 7/16")
- Includes a spring-loaded anti-derail function which prevents unintentional disengagement through lifting or lateral shifting of doors





Surface mounted



Recess/Flush mounted







Lower Guide

	Description	Material/Color	Item No.
	Spring loaded running gear with anti-derail device, single wheel, used as lower guide, non-weight bearing (2 pcs. are required per sliding door)		941.12.030
	Adapter for running gear, includes fixing screws	plastic, anthracite	941.12.031

Packing: 1 pc.


Installation Plan: (included in fitting set), mounting instructions for planning and execution available upon request.

Upper Guide Channels and Lower Running Tracks

	Description	Material	Item No.
	Single lower running track, recessed, 13 x 8 mm (33/64" x 5/16")	2.5 m (8' 2 7/16")	941.13.825
		3.5 m (11' 5 13/16")	941.13.835
		6.0 m (19' 8 1/4")	941.13.860
	Mounting profile for single lower running track, recessed, 51 x 10 mm (2" x 3/8")	2.5 m (8' 2 7/16")	941.13.125
		3.5 m (11' 5 13/16")	941.13.135
		6.0 m (19' 8 1/4")	941.13.160
	Single lower running track, surface mounted, 38 x 8 mm (1 1/2" x 5/16")	2.5 m (8' 2 7/16")	941.13.725
		3.5 m (11' 5 13/16")	941.13.735
		6.0 m (19' 8 1/4")	941.13.760
	Dual lower running track, surface mounted, 68 x 8 mm (2 11/16" x 5/16")	2.5 m (8' 2 7/16")	941.13.625
		3.5 m (11' 5 13/16")	941.13.635
		6.0 m (19' 8 1/4")	941.13.660

Packing: 1 pc.

Accessories

	Description	Material	Item No.
	Clip profile to mounting profile and dual lower running track, 25 x 6 mm (1" x 1/4")	aluminum, anodized	941.12.825 941.12.835 941.12.860

Packing: 1 pc.

Dimensions in mm are exact
Inches are approximate

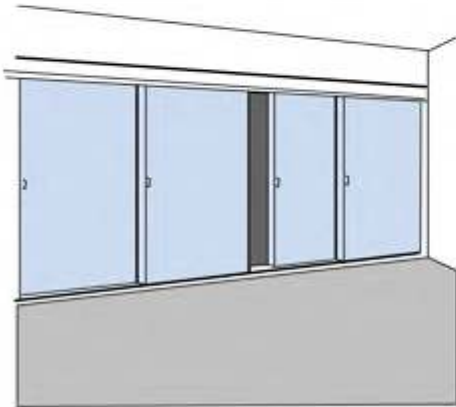
Bottom Running System

Straightaway 115

- For single and multiple sliding doors
- For interior and exterior
- Steel or brass bottom tracks
- Rattle-free upper guide
- Simple installation
- Aluminum or brass upper guide track
- Maximum door weight: **115 kg (250 lbs.)**
- Maximum door height: **2400 mm (7' 10½")**
- Door thickness, range from **30 - 60 mm (1¼" - 2¼")**

Installation Tips

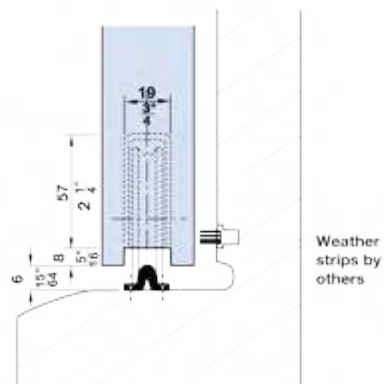
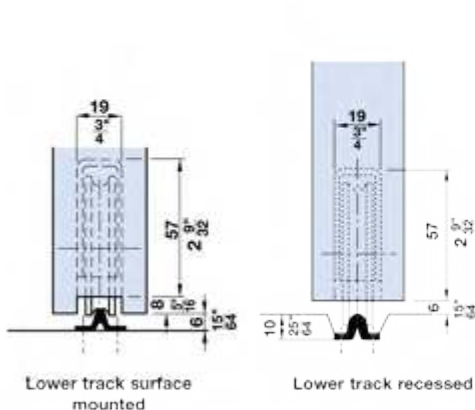
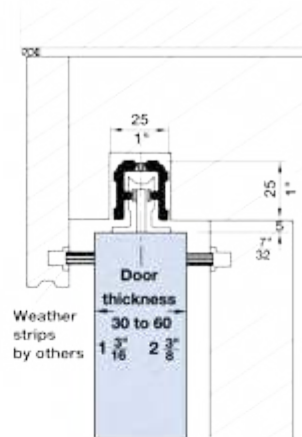
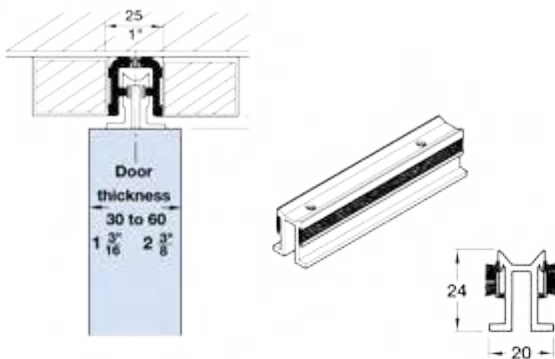
- Recommended width of door should be a minimum ¼ of door height
- Mortise for lower running gear must fit tight around the running gear's casing
- Weight of sliding door must be carried on top of casing above the wheel



Interior



Exterior



Dimensions in mm are exact
Inches are approximate

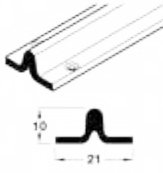
Bottom Rolling System

Straightaway 115

Order specifications:

- Number of running gears
- Number of upper guides
- Lower track length
- Upper guide channel length
- Door height and width
- Door weight
- Type of stopper





Lower Tracks

	Description	Material	Packing	Item No.
	Lower track, pre-drilled 3.0 m (9' 10 1/8"), 10 x 21 mm, interior use only	steel, galvanized	1 pc.	404.39.921
	Lower track, pre-drilled 3.0 m (9' 10 1/8"), 10 x 21 mm	brass	1 pc.	941.80.730
	Lower track, pre-drilled 2.1 m (6' 10 11/16"), 10 x 21 mm	brass	1 pc.	941.80.721
	Lower track, pre-drilled 3.0 m (9' 10 1/8"), 10 x 21 mm	stainless steel	1 pc.	941.80.630
	Lower track, pre-drilled 2.1 m (6' 10 11/16"), 10 x 21 mm	stainless steel	1 pc.	941.80.621

Upper Guide Channels

	Description	Material	Packing	Item No.
	Upper guide channel, 3.0 m (9' 10 1/8"), 25 x 25 mm	aluminum	1 pc.	942.51.730
	Upper guide channel, 2.1 m (6' 10 11/16"), 25 x 25 mm	aluminum	1 pc.	942.51.721
	Upper guide channel, 2.5 m (8' 2 7/16"), 25 x 25 mm	stainless steel	1 pc.	943.26.925

Accessories

	Description	Material/Color	Packing	Item No.
	Lower running gear, wheel with needle bearing, for 115 kg (250 lbs.) heavy doors	Casing: die-cast Wheel: nylon	2 pcs.	404.36.020
	Lower running gear, wheel with needle bearing, for 55 kg (120 lbs.) heavy doors, interior application only	Casing: die-cast Wheel: nylon	2 pcs.	404.36.011
	Upper guide, rattle-free with brush strip	aluminum	1 pc.	404.36.904
	Buffer	rubber, black	1 pc.	941.80.050

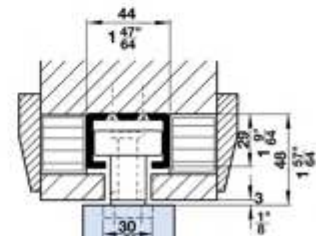
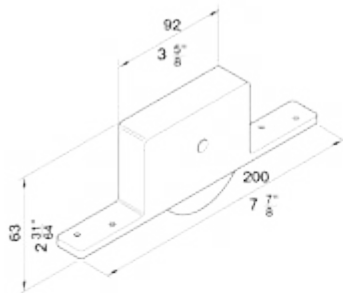
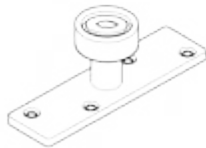
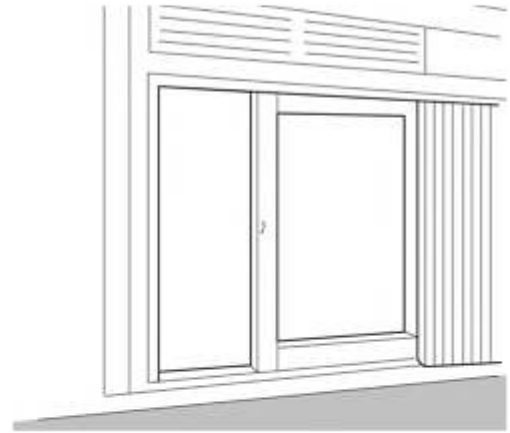
Bottom Rolling System

Straightaway 180

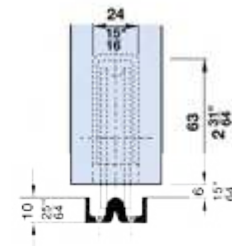
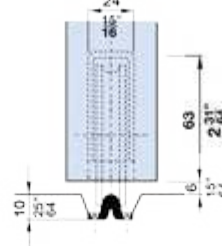
- For single and multiple sliding doors
- For interior and exterior
- Brass bottom tracks
- Upper guide with horizontal wheel
- Simple installation
- Steel upper guide track
- Maximum door weight: **180 kg (400 lbs.)**
- Maximum door height: **3000 mm (9' 10 1/4")**
- Door thickness, range from **44 - 60 mm (1 3/4" - 2 3/8")**

Installation Tips

- Recommended width of door should be a minimum 1/3 of door height
- Mortise for lower running gear must fit tight around the running gear's casing
- Weight of sliding door must be carried on top of casing above the wheel
- Stagger upper guides to reduce left right movement inside upper guide channel
- Lower running gear must be plumb with upper guide



Door thickness
44 - 60 mm
1 3/4" - 2 3/8"










Bottom Running System

Straightaway 180




Order specifications:

- Number of running gears (2 per door)
- Number of upper guides
- Lower track length
- Upper guide channel length
- Door height and width
- Door weight
- Type of stopper

Lower Tracks and Upper Guide Channels

	Description	Material	Packing	Item No.
	Lower track, pre-drilled 3.0 m (9' 10 1/8"), 10 x 25 mm	brass	1 pc.	941.80.930
	Lower track, pre-drilled 2.1 m (6' 10 11/16"), 10 x 25 mm	brass	1 pc.	941.80.921
	Lower track, pre-drilled 3.0 m (9' 10 1/8"), 10 x 21 mm	brass	1 pc.	941.80.730
	Lower track, pre-drilled 2.1 m (6' 10 11/16"), 10 x 21 mm	brass	1 pc.	941.80.721
	Lower track, pre-drilled 3.0 m (9' 10 1/8"), 10 x 21 mm	stainless steel	1 pc.	941.80.630
	Lower track, pre-drilled 2.1 m (6' 10 11/16"), 10 x 21 mm	stainless steel	1 pc.	941.80.621
	Upper guide channel, 3.0 m (9' 10 1/8"), 44 x 29 mm, pre-drilled	steel, galvanized	1 pc.	941.80.830
	Upper guide channel, 2.1 m (6' 10 11/16"), 44 x 29 mm, pre-drilled	steel, galvanized	1 pc.	941.80.821

Accessories

	Description	Material/Color	Packing	Item No.
	Lower running gear, wheel with ball bearing, for 115 kg (250 lbs.) heavy doors	Casing: die-cast Wheel: steel	2 pcs.	941.80.010
	Upper guide with horizontal nylon wheel	Casing: steel Wheel: nylon	1 pc.	941.80.030
	Spring loaded door stop, drilled into door	steel, galvanized	1 pc.	942.30.051
	Buffer	rubber, black	1 pc.	941.80.050

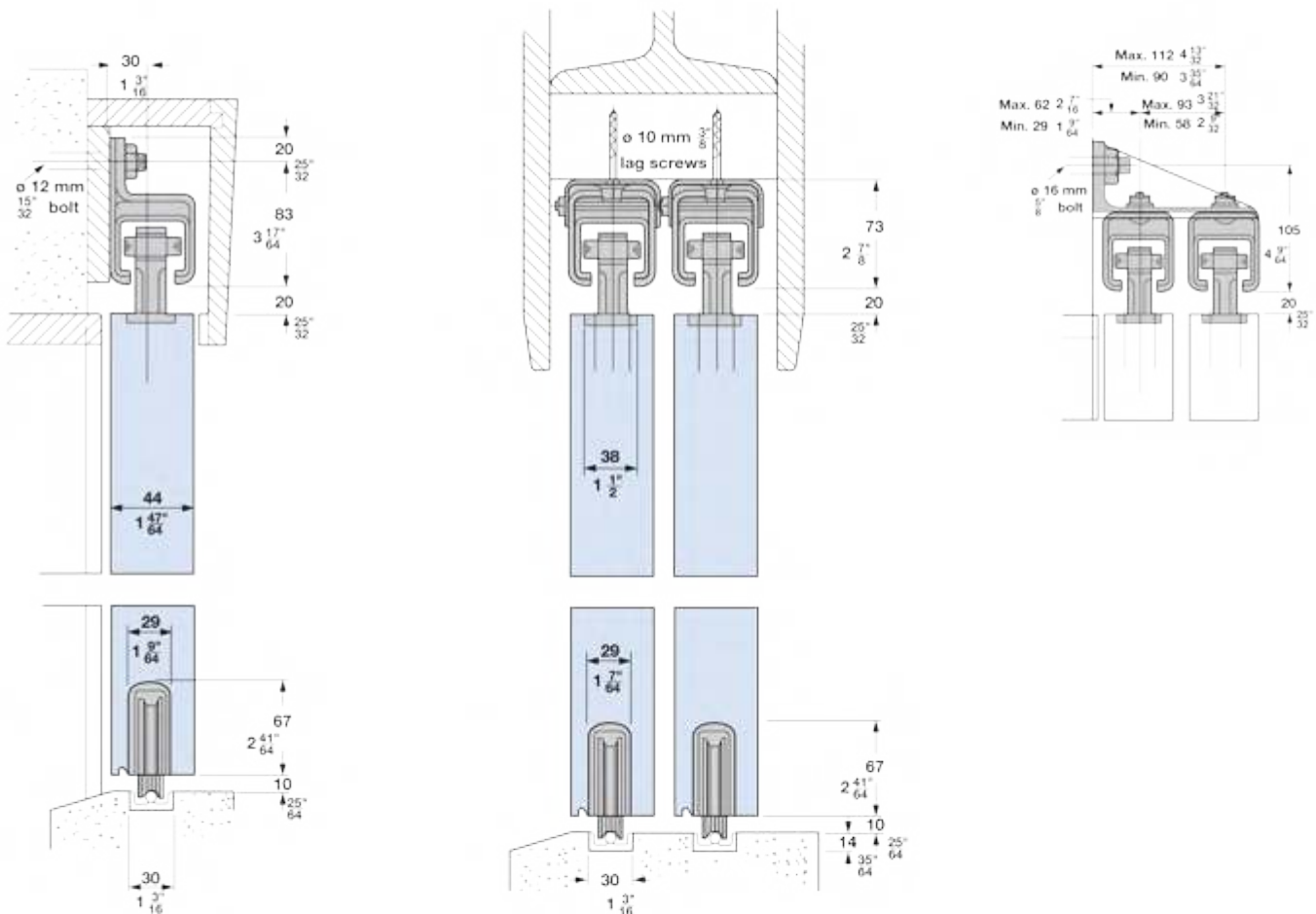
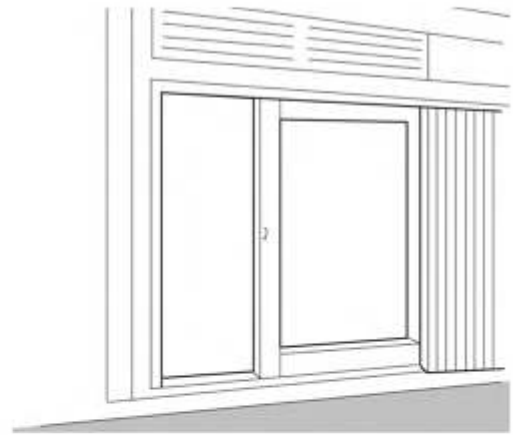
Bottom Running System

Straightaway 400

- For single and multiple sliding doors
- For interior and exterior
- Brass bottom tracks
- Upper guide with horizontal wheel
- Simple installation
- Steel upper guide track
- Maximum door weight: **400 kg (880 lbs.)**
- Maximum door height: **3500 mm (11' 5 1/8")**
- Door thickness, minimum **44 mm (1 3/4")**

Installation Tips

- Recommended width of door should be a minimum 1/3 of door height
- Mortise for lower running gear must fit tight around the running gear's casing
- Weight of sliding door must be carried on top of casing above the wheel
- Lower running gear must be plumb with upper guide



Dimensional data not binding. We reserve the right to alter specifications without notice.

Dimensions in mm are exact
Inches are approximate



Bottom Running System

Straightaway 400

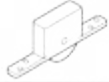



Order specifications:

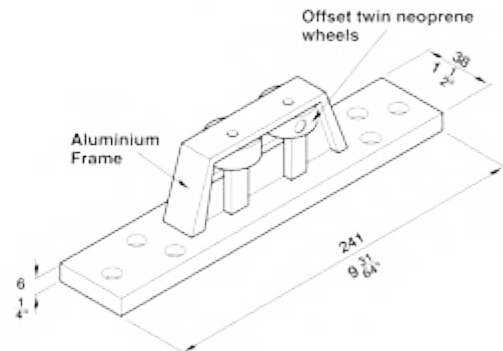
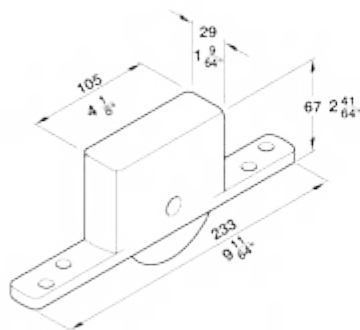
- Number of running gears (2 per door)
- Number of upper guides
- Lower track length
- Upper guide channel length
- Door height and width
- Door weight
- Type of stopper

Lower Tracks and Upper Guide channels

	Description	Material	Packing	Item No.
	Lower track, pre-drilled 3.0 m (9' 10 1/8"), 14 x 30 mm	brass	1 pc.	942.53.930
	Lower track, pre-drilled 1.8 m (5' 10 7/8"), 14 x 30 mm	brass	1 pc.	942.53.918
	Upper guide channel, 3.0 m (9' 10 1/8"), 48 x 43 mm, un-drilled	steel, galvanized	1 pc.	942.53.830

Accessories

	Description	Material/Color	Packing	Item No.
	Lower running gear, wheel with ball bearing, for 400 kg (880 lbs.) heavy doors	Casing: die-cast Wheel: steel	2 pcs.	942.53.010
	Upper guide, with 2 horizontal offset wheels, rattle-free	Casing: aluminum Wheels: neoprene	2 pcs.	942.53.030
	Spring loaded door stop, drilled into door	steel, galvanized	1 pc.	942.30.051
	Buffer	rubber, black	1 pc.	941.80.050

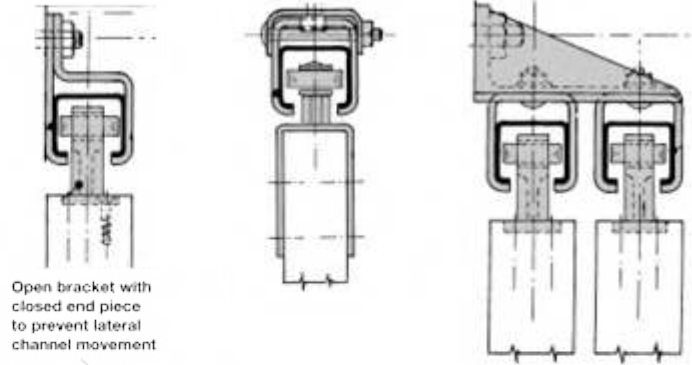
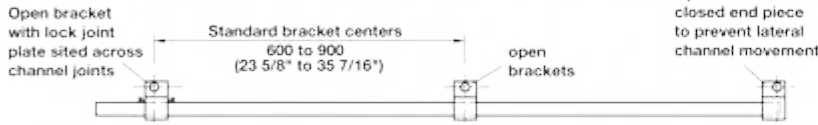


Dimensions in mm are exact
Inches are approximate




Bottom Running System

Straightaway 400

Position of mounting brackets along the upper guide channel






Brackets for Soffit Mounting of Upper Guide Channel

	Description	Material	Item No.
	Bracket for soffit mounting	steel, galvanized	942.53.080
	Closed end piece to bracket	steel, galvanized	941.80.082
	Bracket for soffit mounting, lock joint type	steel, galvanized	942.53.082




Packing: 1 pc.

Brackets for Parallel Wall Mounting of Upper Guide Channel

	Description	Material	Item No.
	Double sidewall bracket, open-end type	steel, galvanized	941.80.080
	Closed end piece to bracket	steel, galvanized	941.80.082
	Double sidewall bracket, lock joint type	steel, galvanized	941.80.801

Packing: 1 pc.

Bracket for Wall Mounting of Single Upper Guide Channel

	Description	Material	Item No.
	Sidewall bracket, open-end type	steel, galvanized	941.80.060
	Closed end piece to bracket	steel, galvanized	941.80.082
	Lock joint plate	steel, galvanized	942.52.082

Packing: 1 pc.

Dimensions in mm are exact
Inches are approximate

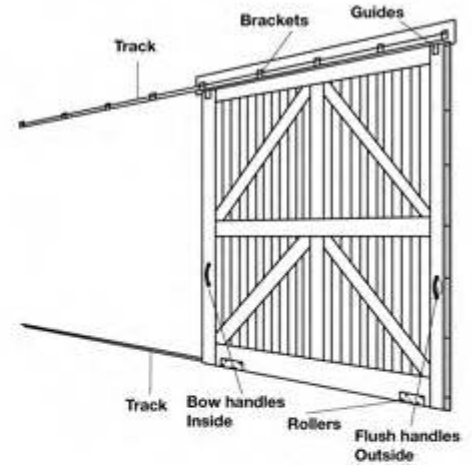
Bottom Running System

Straightaway 500

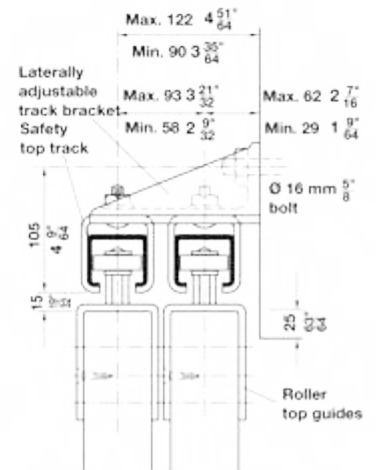
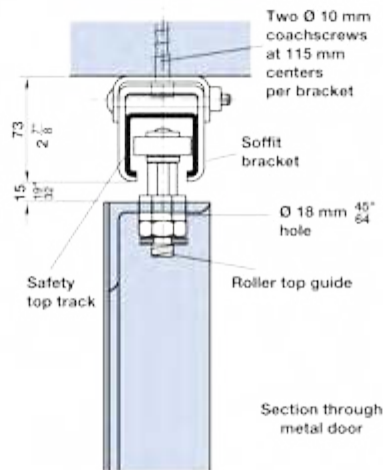
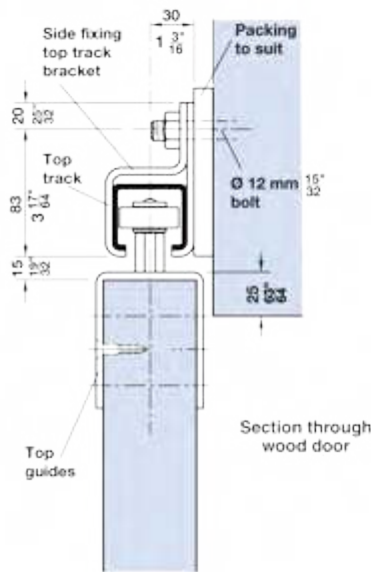
- For single and multiple sliding doors
- For interior and exterior
- Steel bottom tracks
- Upper guide with horizontal wheel
- Simple installation
- Steel upper guide track
- For wood and metal sliding doors
- Maximum door weight: **500 kg (1100 lbs.)**
- Door thickness wood, only: **57 mm (2¼")**
- Door thickness metal: minimum **50 mm (2")** or **65 mm (2½")**
- Maximum door height: **4 m (13' 1½")**

Installation Tips

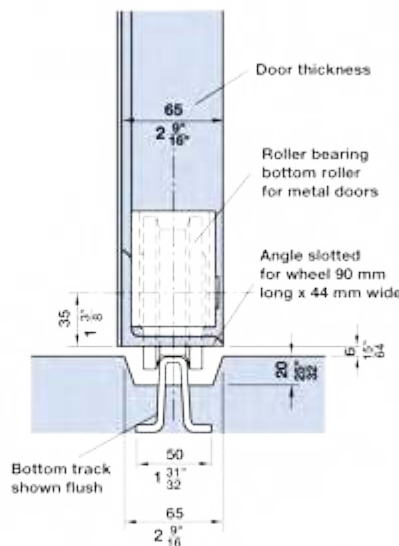
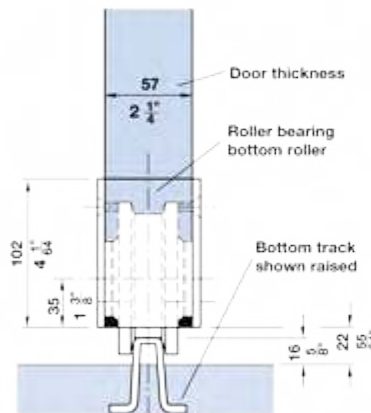
- Recommended width of door should be a minimum ⅓ of door height
- Lower running gear must be plumb with upper guide
- Consider wind pressure in exposed conditions



Industrial straight sliding wood and metal doors



For additional information, pricing, and availability please contact the Architectural Products Group at 1-888-437-7477



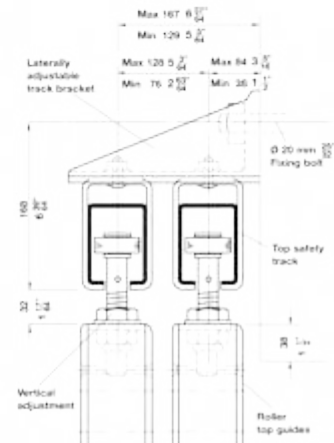
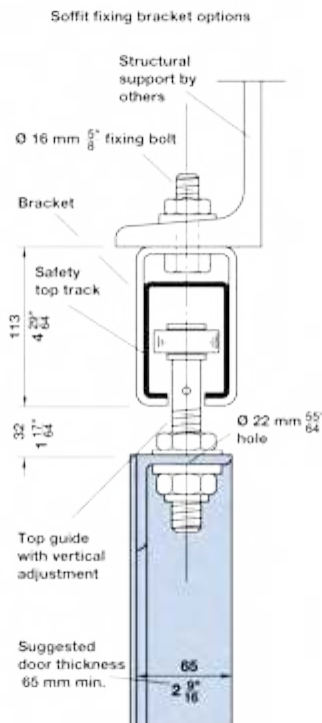
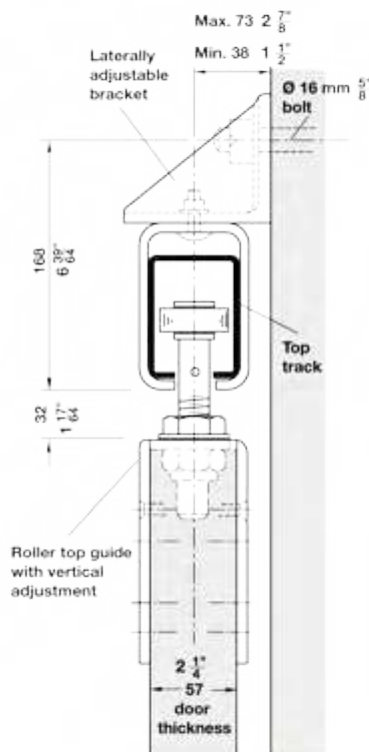
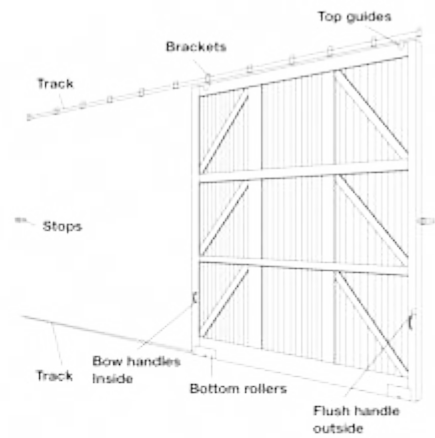
Bottom Running System

Straightaway 1000

- For single and multiple sliding doors
- For interior and exterior
- Steel bottom tracks
- Upper guide with horizontal wheel
- Simple installation
- Steel upper guide track
- For wood and metal sliding doors
- Maximum door weight: **1000 kg (2200 lbs.)**
- Door thickness wood, only: **57 mm (2 1/4")**
- Door thickness metal: minimum **65 mm (2 9/16")**
- Maximum door height: **5 m (16' 4 7/8")**

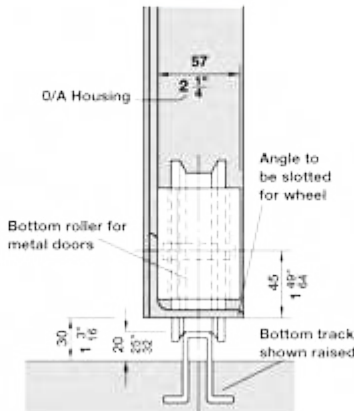
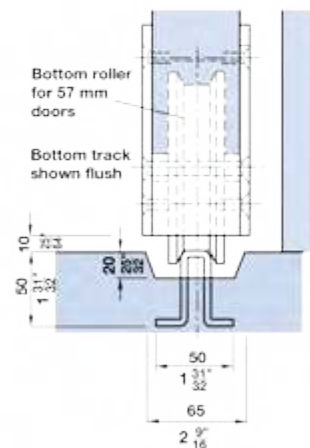
Installation Tips

- Recommended width of door should be a minimum 1/3 of door height
- Lower running gear must be plumb with upper guide
- Consider wind pressure in exposed conditions



Alternative head section double parallel tracks

For additional information, pricing, and availability please contact the Architectural Products Group at 1-888-437-7477



Sliding/Stacking for Cabinet Applications

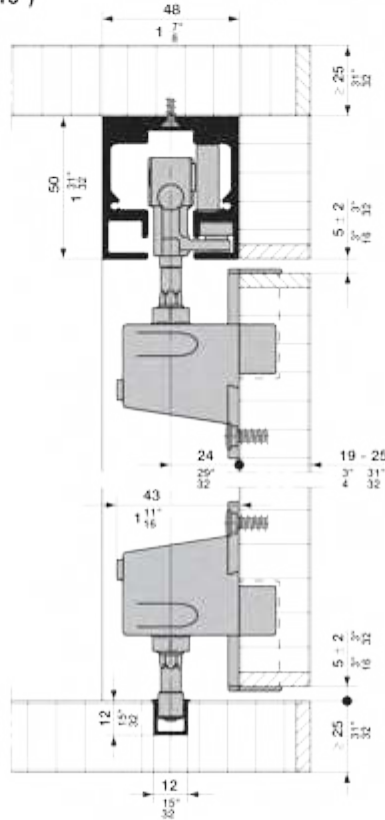
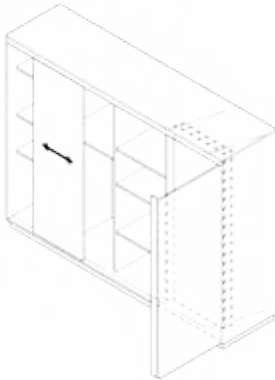
HAWA-Aperto 40/F

- Up to 7 panels can be stored in a parking area on one side of the cabinet
- Cabinet front is flush when closed
- Smooth and quiet operation
- Use for left or right handed application
- Maximum door weight: **40 kg (88 lbs.)**
- For door thickness: **19 – 25 mm (3/4" – 1")**
- Height adjustable: **+/- 2 mm (5/64")**
- Depth adjustment up to **25 mm (1")**
- Door width: **400 mm (15 3/4") – 900 mm (35 7/16")**
- Maximum door height: **2600 mm (102 3/8")**

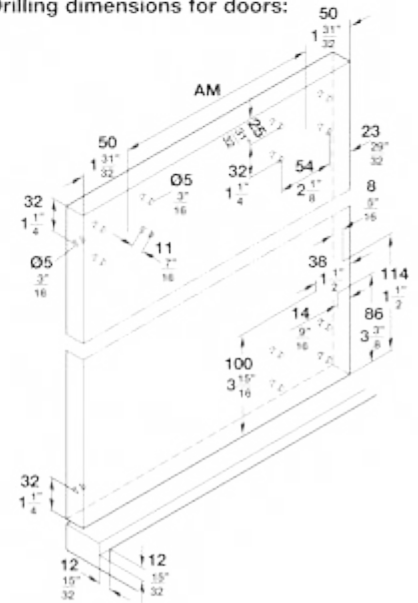
Custom and curved applications available. Contact our product specialist at **1-888-437-7477**.



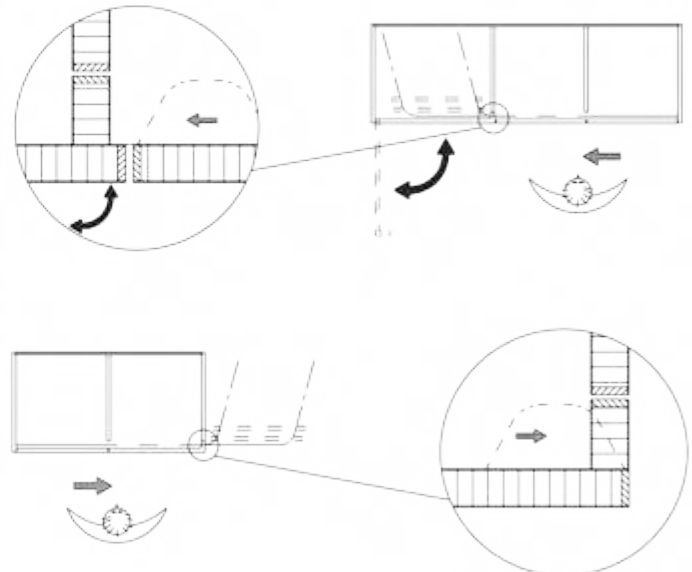
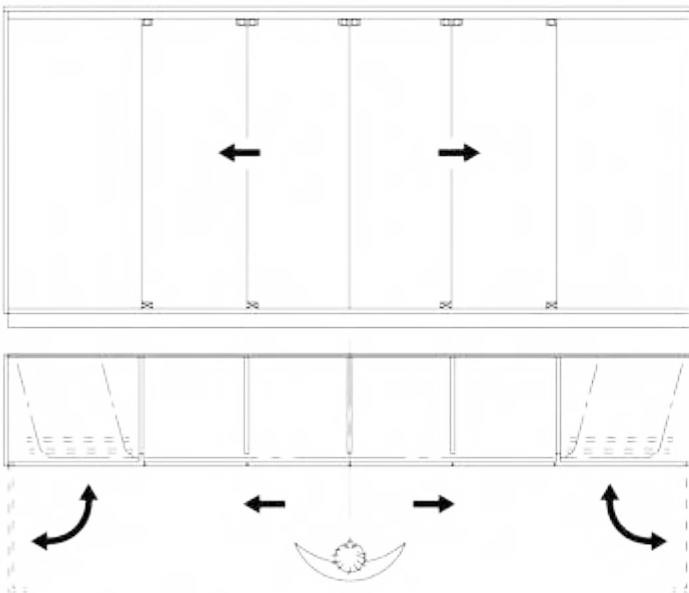
For stackable cabinet fronts



Drilling dimensions for doors:



Layout example:



Dimensions in mm are exact
Inches are approximate









Sliding/Stacking for Cabinet Applications

HAWA-Aperto 40/F

Order specifications:

- Quantity of door component sets
- Quantity and length of track sets
- Quantity of parking area sets





Door Component Set for 1 door

1 Set			400.70.910
	Description	Material/Color	Qty.
	Running gear, M8		1 set (2 pcs.)
	Fixing cups, screw-mounted	zinc-plated	3 pcs.
	Suspension bolt w/mounting screws for 1 fixing cup		2 pcs.
	Lower guide w/mounting screws for 1 fixing cup		1 pc.
	Alignment bracket w/mounting screws	plastic, black	1 pc.
	Cover cap for fixing cup	plastic, black	3 pcs.
	Distance spacers for a panel gap of 2 mm (1/16")		1 set (4 pcs.)
	Distance spacers for a panel gap of 3 mm (1/8") continuous toothed belt		1 set (2 pcs.)

Packing: 1 set

Track Set for 1 door

Description	Packing	Item No.
For cabinet width of 3.2 m (10' 6"), length of tracks 2.5 m (98 7/16")	1 set	400.71.001
For cabinet width of 4.2 m (13' 9 3/4"), length of tracks 3.5 m (137 1/16")	1 set	400.71.002

Consisting of:	Material/Color	Length	Qty.	Qty.
 Single upper track	aluminum, clear, anodized	2.5 m (98 7/16")	2 pcs.	
 Single upper track	aluminum, clear, anodized	3.5 m (137 1/16")		2 pcs.
 Lower guide channel	plastic, black	2.5 m (98 7/16")	1 set (2 pcs.)	1 set (2 pcs.)
 Dual top mounting plate for assembling of two single upper tracks	aluminum		6 pcs.	8 pcs.

Note:

European hinges are not included in hardware sets, please order separately, refer to the Complete Hafele Catalog Furniture/Cabinetry edition.

Installation Plan: (included in fitting set), mounting instructions for planning and execution available upon request.

Dimensions in mm are exact
Inches are approximate

Sliding/Stacking for Cabinet Applications

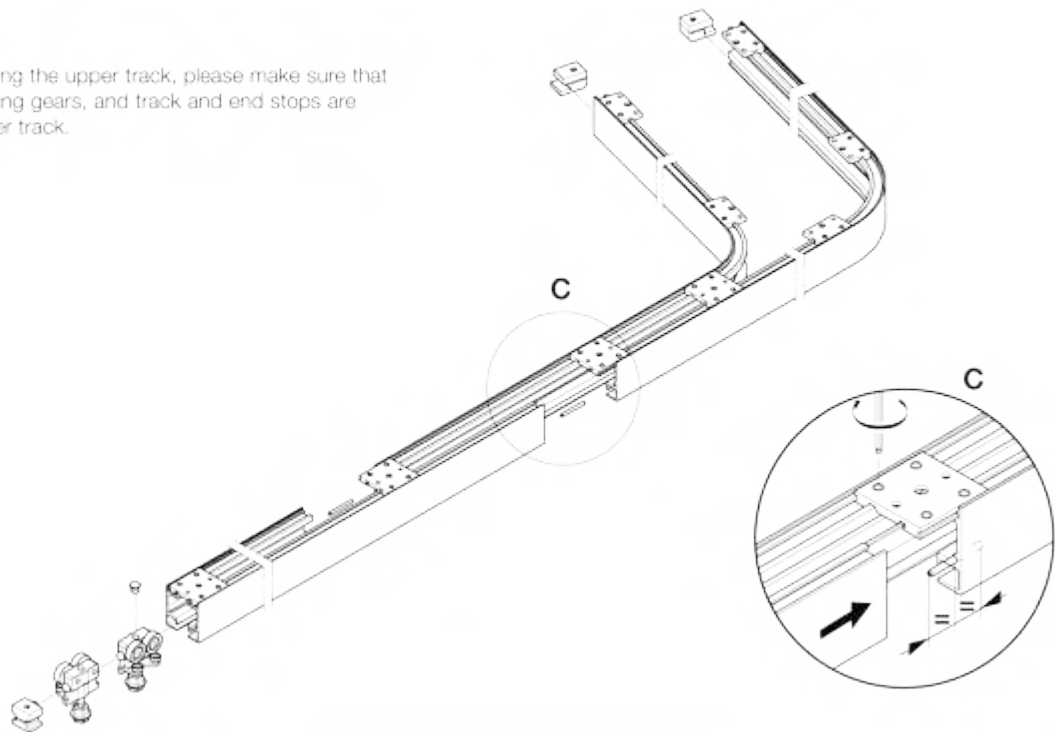
HAWA-Aperto 40/F

Parking Area Set for 1 parking area (can be used for right or left hand applications)

1 set			400.70.900
consisting of:	Description	Material/Color	Qty.
	Single curved upper track segment, 75° inside, length of leg 500 mm (19 1/4")	aluminum, clear, anodized	1 pc.
	Single curved upper track segment, 75° outside, length of leg 500 mm (19 1/4")	aluminum, clear, anodized	1 pc.
	Curved lower guide channel, 75°	plastic, black	1 pc.
	Dual top mounting plate for assembling of two single upper tracks	aluminum	1 pc.
	Single top mounting plate for mounting of single upper tracks	aluminum	8 pcs.
	Upper track connecting bolts		1 set (6 pcs.)
	Upper track end stops		1 set
	Lower guide channel stops		1 set
	Center stop with adjustable retention spring		1 pc.
	Adjustment wrench, SW 15/7	steel, galvanized	1 pc.

Packing: 1 set

Note: Before mounting the upper track, please make sure that the center stop, running gears, and track and end stops are inserted into the upper track.

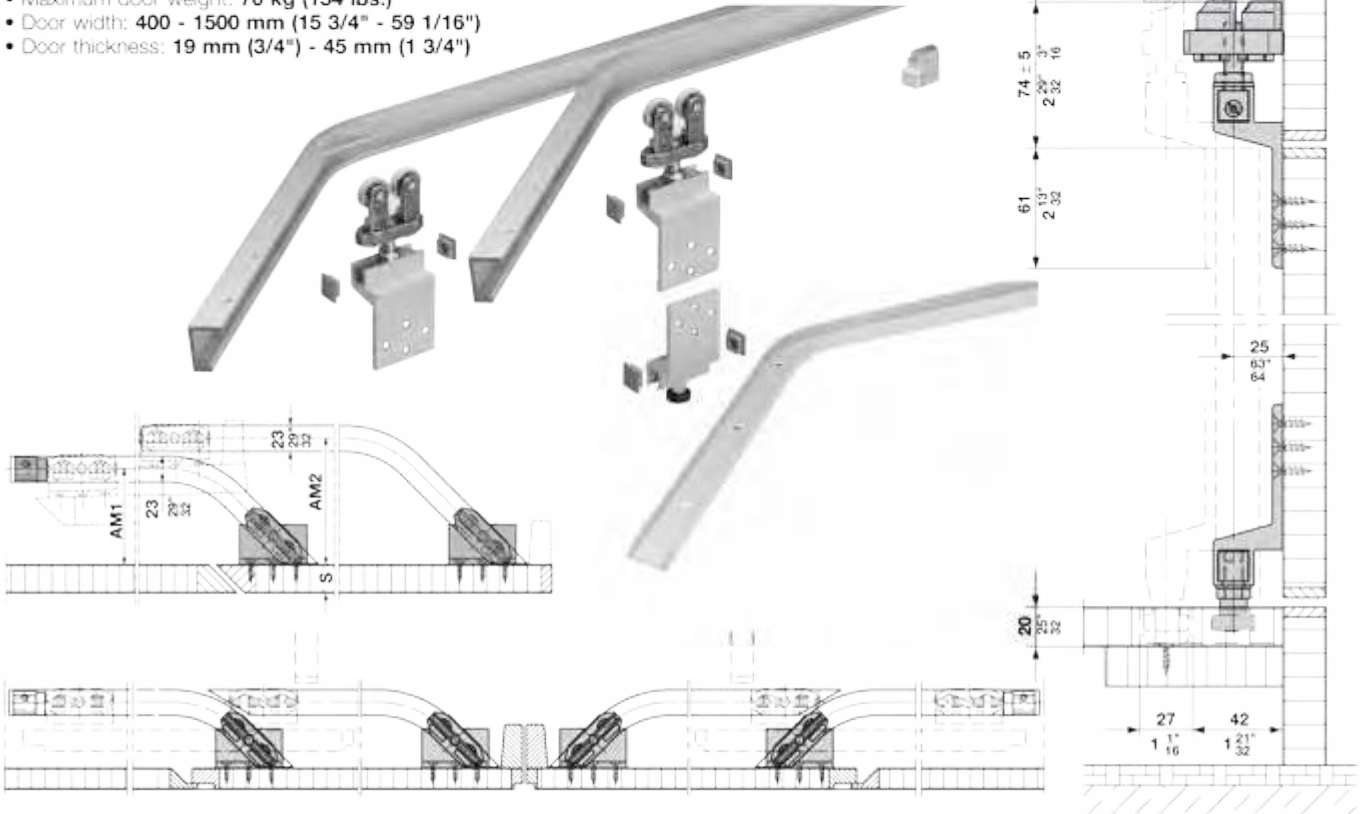


Dimensions in mm are exact
Inches are approximate

Sliding/Stacking for Cabinet Applications

HAWA-220 Planfront 70

- For single sliding wood doors
- Doors are flush with wall when closed and recessed into a pocket when opened
- Smooth, quiet operation
- Outstanding durability
- Vertical adjustment
- Maximum door weight: 70 kg (154 lbs.)
- Door width: 400 - 1500 mm (15 3/4" - 59 1/16")
- Door thickness: 19 mm (3/4") - 45 mm (1 3/4")



Handing reference:



Order specifications:

- Width of sliding door
- Type of set, left or right

Fitting Sets

Panel width maximum 1500 mm (59 1/16")

Description	Item No.
right opening	407.74.230
left opening	407.74.338

Packing: 1 set

Each set includes:



Running Gear, with ball bearing rollers

- Vertically adjustable
- Complete with mounting plate, suspension plate, M10 bolt and rubber trim caps
- Rollers pivot and the suspension plate is adjustable inside the mounting plate

Material: Running gear body: precision pressure cast, nickel-plated

Mounting plate: aluminum, anodized
Qty: 2 pcs.



Adjustable Roller Guide

- Complete with mounting plate and rubber trim caps

Material: Guide: steel pin with plastic roller
Mounting plate: aluminum, anodized
Rollers: steel, nylon coated

Qty: 1 pc.



Upper Track

- Pre-drilled and curved
- Material: aluminum, anodized
Qty: 2 pcs.

Lower Track

- Pre-drilled and curved
- Material: aluminum, anodized
Qty: 1 pc.

Installation Plan: (also included in fitting set)

Description	Item No.
Mounting instructions for planning and execution	732.24.023

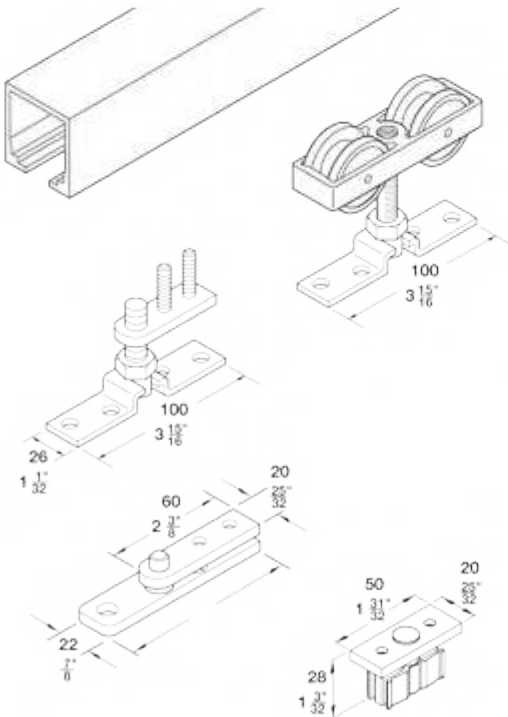
Packing: 1 pc.

Dimensions in mm are exact
Inches are approximate

Sliding/Folding for Interior Partitions

HAWA-Bifold 30

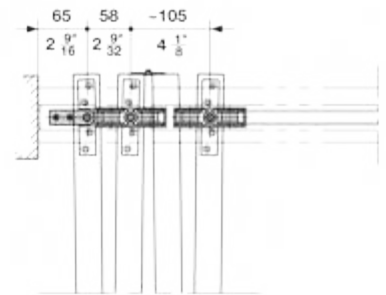
- For 2, 4 and 6 door installation
- Fittings are surface mounted, no rabbeting or grooving required
- Smooth and quiet operation
- Two door application can be installed without lower guide channel
- Left and right interchangeable
- 2 door system: Maximum door weight: **40 kg (88 lbs.) per door leaf**
- 4 and 6 door systems: Maximum door weight: **30 kg (66 lbs.) per door leaf**
- For door thickness from **26 - 45 mm: (1" - 1 3/4")**
- Maximum door width: **600 mm: (23 5/8")**



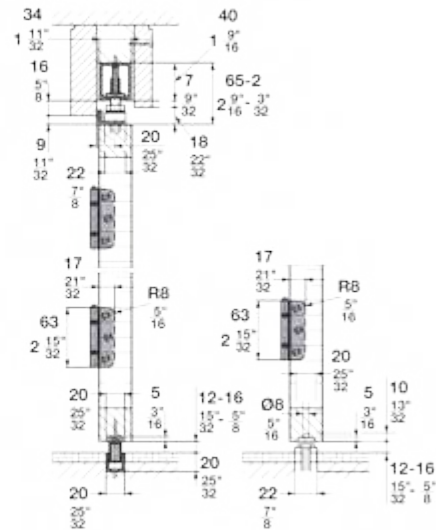
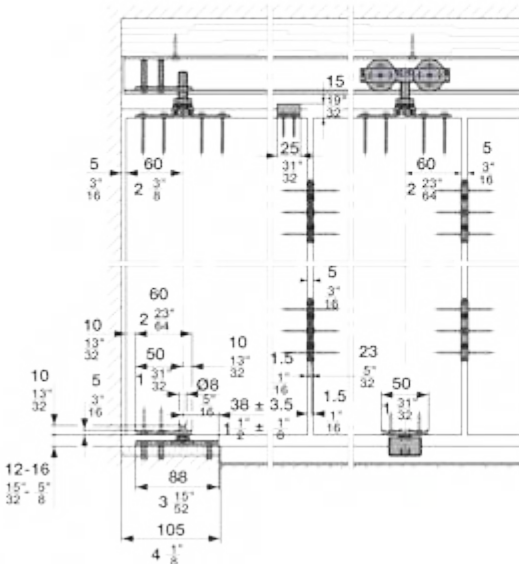
two door

four door

six door



4 and 6 panels











Dimensions in mm are exact
Inches are approximate

Sliding/Folding for Interior Partitions

HAWA-Bifold 30

Fitting Set, without upper track and lower guide channel

1 set	Item No.		2 panel 407.58.003	4 panel 407.58.004	6 panel 407.58.006	
consisting of:	Description	Material	Qty.	Qty.	Qty.	Item No.
	Double roller running gear, nylon wheels		1 pc.	2 pcs.	3 pcs.	940.80.012
	Suspension plate, M10 bolt and mounting screws		2 pcs.	3 pcs.	4 pcs.	407.58.030
	Upper pivot, M10		1 pc.	1 pc.	1 pc.	407.58.010
	Lower pivot, M8		1 pc.	1 pc.	1 pc.	407.58.012
	Butt hinge	steel, galvanized	3 pcs.	9 pcs.	15 pcs.	407.78.989
	Height adjusting pin	steel, galvanized	1 pc.	1 pc.	1 pc.	940.40.091
	Stop bracket		1 pc.	2 pcs.	3 pcs.	407.58.020
	Lower guide plate, with plastic slider			2 pcs.	3 pcs.	943.04.030

Note: For a 4 panel opening where 2 panels fold to the left and 2 panels fold to the right side of the opening, please order 2 sets of the 2 panel set.

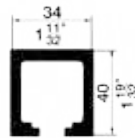
- Butt hinges included in fitting set are for a maximum panel height of 2.2 m (7' 2 5/8"), order additional hinges based on the chart below.

up to 2.2 m (7' 2 5/8")	=	3
up to 2.7 m (8' 10 5/16")	=	4
up to 3.2 m (10' 6")	=	5



Upper Tracks, pre-drilled

Material: aluminum, anodized, clear



Length	Item No.
1.4 m (4' 7 1/8")	940.80.140
1.6 m (5' 3")	940.80.160
1.8 m (5' 10 7/8")	940.80.180
2.0 m (6' 6 3/4")	940.80.200
2.2 m (7' 2 5/8")	940.80.220
2.5 m (8' 2 7/16")	940.80.250
3.0 m (9' 10 1/8")	940.80.300
4.0 m (13' 1 1/2")	940.80.400
6.0 m (19' 8 1/4")	940.80.600

Packing: 1 pc.

Installation Plan: (included in fitting set), mounting instructions for planning and execution available upon request.



Butt Hinge

Material: steel, galvanized

Item No.
407.78.989

Packing: 1 pc.



Lower Guide Channel, pre-drilled,
20 x 20 mm (25/32" x 25/32")

Material: aluminum, anodized, clear

Length	Item No.
2.5 m (8' 2 7/16")	941.00.925
6.0 m (19' 8 1/4")	941.00.960

Packing: 1 pc.

Order specifications:


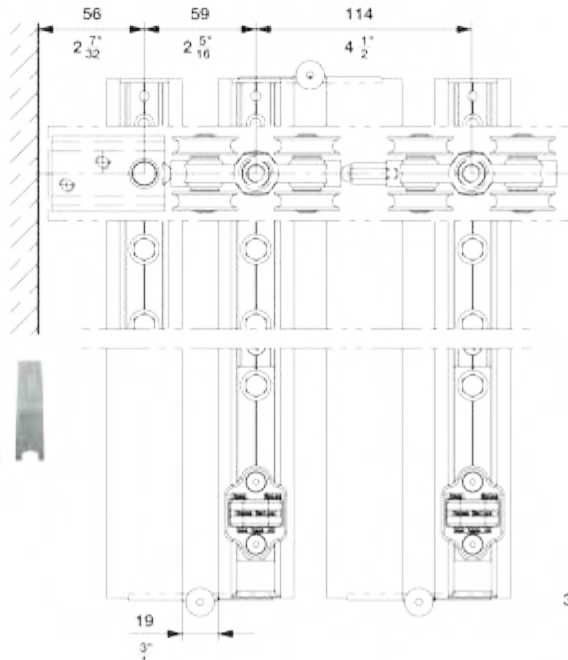
- Number and type of fitting set
- Length of upper track
- Length of lower guide channel
- Number of additional hinges

Dimensions in mm are exact
Inches are approximate

Sliding/Folding for Interior Partitions

HAWA-Variofold 80/H

- Folding/sliding hardware for wall partitions
- For 2 – 7 folding panels
- Upper track made out of anodized aluminum
- Lower guide channel made out of anodized aluminum
- Dual running gear with ball bearings
- Minimal space required in stacking area
- Extremely quiet and smooth operation
- Maximum panel weight: **80 kg (176 lbs.)**
- Vertical adjustment: **±3 mm (±1/8")**
- Minimum door thickness: **35 mm (1 3/8")**
- Minimum panel width: **500 mm (19 11/16")**
- Maximum panel width: **900 mm (35 7/16")**
- Door thickness: **35 – 45 mm (1 3/8" – 1 3/4")**
(up to 57 mm (2 1/4") available upon special request)

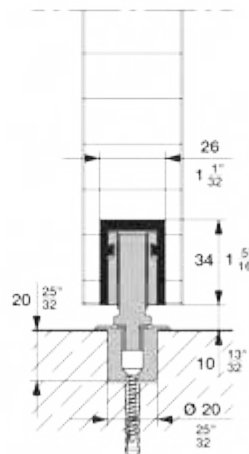



Installation examples:

- Without lower guide channel



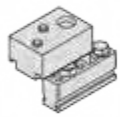
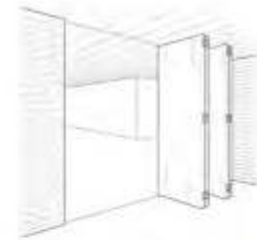
- With lower guide channel



Dimensions in mm are exact
Inches are approximate

Sliding/Folding for Interior Partitions

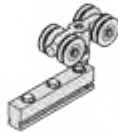
HAWA-Variofold 80/H



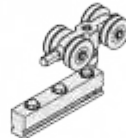
Upper pivot with suspension block



Door stopper with adjustable catch



Running gear, M10 with ball-bearing wheels



Running gear with distance spacers



Carrier profile



Thrust bearing with lower pivot



Thrust bearing with lower pivot



Lower guide with plastic slider



Cover caps to carrier profile, gray



Vertical adjustment wrench, 19 mm



Wrench, 10/11 mm for suspension assembly



Wrench, 13 mm

Fittings Sets for Folding Doors

Set does not include the upper tracks, lower guide channels, hinges or locks.



Basic set for lower pivot
w/guide channel



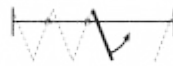
Additional set
with guide channel

1 Fitting set includes:	943.29.010	943.29.011	943.29.012	Item No.
Upper pivot with suspension block	1 pc.	1 pc.	-	943.27.022
Door stopper with adjustable catch	1 pc.	1 pc.	1 pc.	943.27.043
Running gear, M10 with ball bearing wheels	1 pc.	1 pc.	-	943.27.012
Running gear, M10 with distance spacer	-	-	1 pc.	943.27.021
Carrier profile, 208 mm (8 3/16") aluminum anodized	5 pcs.	4 pcs.	3 pcs.	940.81.080
Thrust bearing for lower guide channel, includes lower pivot	1 pc.	-	-	943.28.028
Thrust bearing, used w/o lower guide channel, includes lower pivot	-	1 pc.	-	943.28.029
Lower guide with plastic slider	1 pc.	-	1 pc.	943.28.027
Cover cap to carrier profile, rubber gray	5 pcs.	4 pcs.	3 pcs.	942.56.029
Vertical adjustment wrench, 19 mm	1 pc.	1 pc.	-	943.27.090
Wrench, 10/11 mm for suspension assembly	1 pc.	1 pc.	-	941.20.091
Wrench, 13 mm	1 pc.	1 pc.	-	943.30.095

Note: Item numbers are valid for only 1 piece, when ordering individual components please state the desired amount.

Fittings Sets for Pivot Doors

Set does not include the upper tracks, lower guide channels, hinges or locks.



Pivot door set
attached to folding doors



Pivot door set
w/guide channel

1 Fitting set includes:	943.29.013	943.29.014	943.29.015	Item No.
Upper pivot with suspension block	-	1 pc.	1 pc.	943.27.022
Door stopper with suspension block	1 pc.	1 pc.	1 pc.	943.27.041
Carrier profile, 208 mm (8 3/16") aluminum anodized	1 pc.	3 pcs.	3 pcs.	940.81.080
Thrust bearing for lower guide channel, includes lower pivot	-	1 pc.	-	943.28.028
Thrust bearing, used w/o lower guide channel, includes lower pivot	-	-	1 pc.	943.28.029
Cover cap to carrier profile, rubber gray	1 pc.	3 pcs.	3 pcs.	940.80.029

Note: Item numbers are valid for only 1 piece, when ordering individual components please state the desired amount.

Dimensions in mm are exact
Inches are approximate


Sliding/Folding for Interior Partitions

HAWA-Variofold 80/H

Order Specifications:

- Length of upper track (opening)
- Select appropriate set types and number of sets
- Length of lower guide channel
- Number of hinges
- Door seals if desired
- Locks if desired

Upper Track and Lower Guide Channel

Description	Material	Item No.
 <p>Upper track, pre-drilled, 6.0 m (19' 8 1/4")</p>	aluminum, clear anodized	943.27.960
 <p>Lower guide channel, pre-drilled, 24 x 24 mm (15/16" x 15/16"), 6.0 m (19' 8 1/4")</p>	aluminum, clear anodized	940.81.600

Packing: 1 pc.

Heavy Duty Ball Bearing Hinge

Door height	Material	Item No.
 <p>≤ 2500 mm (8' 2 7/16") 2 pcs. required</p>	stainless steel (316)	926.21.003
<p>≤ 3500 mm (11' 5 13/16") 3 pcs. required</p>		

Packing: 1 pc.

Door Seal

Description	Material/Color	Item No.
 <p>Door seal, 10.0 m (32' 9 11/16")</p>	rubber, black	950.07.406

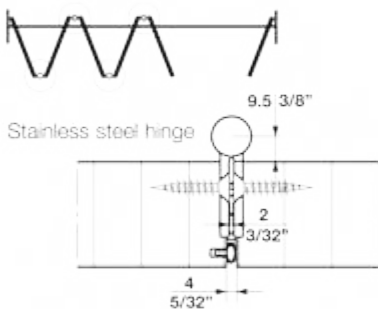
Packing: 1 roll

Installation Plan: (included in fitting set), mounting instructions for planning and execution available upon request.

Accessories

- Locks (refer to pages 451-462)

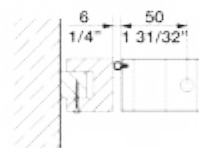
Hinge Positions:



Door Seal Positions:

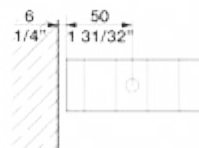


Wall Section Detail:



Version A

With onsite fitted compensation frame and door seal



Version B

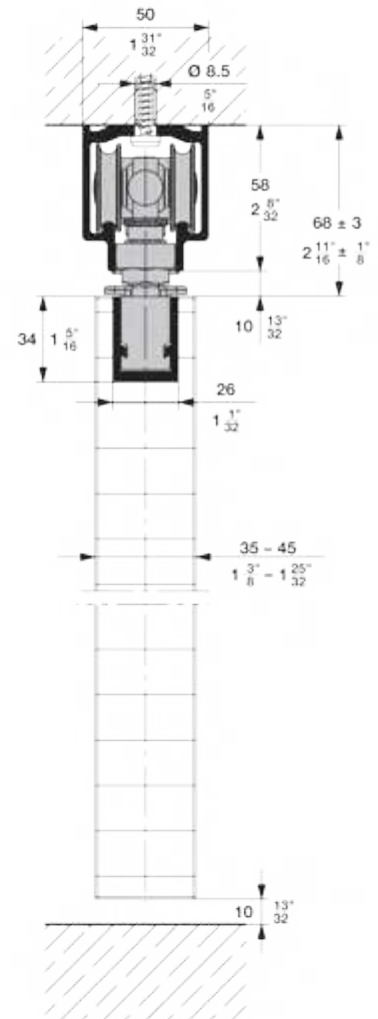
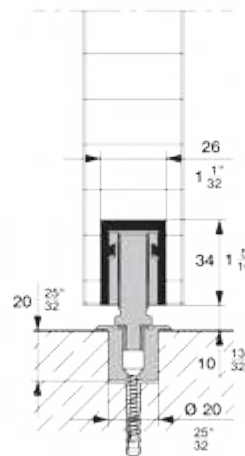
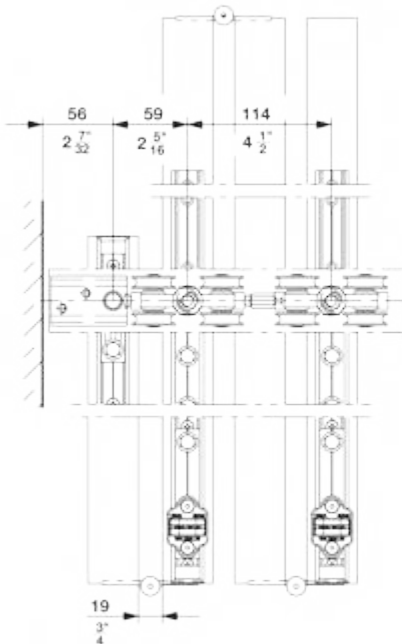
Direct wall attachment requires 6 mm (1/4") clearance

Dimensions in mm are exact
Inches are approximate

Sliding/Folding for Interior Partitions

HAWA–Centerfold 80/H

- Folding/sliding hardware for wall partitions
- For 1 1/2 – 6 1/2 folding panels
- Upper track made out of anodized aluminum
- Lower guide channel not required
- Dual running gear with ball bearings
- Minimal space required in stacking area
- Extremely quiet and smooth operation
- Maximum panel weight: **80 kg (176 lbs.)**
- Vertical adjustment: **±3 mm (±1/8")**
- Minimum door thickness: **35 mm (1 3/8")**
- Minimum panel width: **500 mm (19 11/16")**
- Maximum panel width: **900 mm (35 7/16")**
- Door thickness: **35 – 45 mm (1 3/8" – 1 3/4")**, (up to 57 mm (2 1/4") available upon special request)



Dimensional data not binding. We reserve the right to alter specifications without notice.

Dimensions in mm are exact
Inches are approximate

Sliding/Folding for Interior Partitions

HAWA–Centerfold 80/H



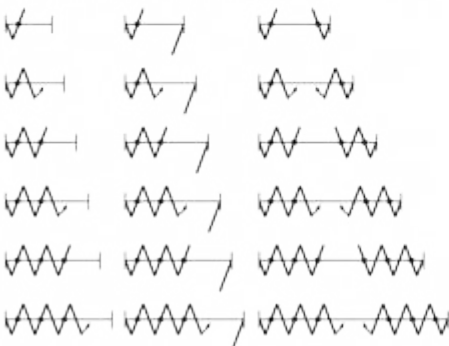
Fitting Set for Folding Doors

Does not include the upper tracks, lower guide channels, hinges or locks.

1 Set consisting of:	Material/Color					Item No.
		943.27.100 Qty.	943.27.101 Qty.	943.29.013 Qty.	943.29.015 Qty.	
Upper pivot with suspension block		1 pc.	-	-	1 pc.	943.27.022
Door stopper with adjustable catch		1 pc.	1 pc.	1 pc.	1 pc.	943.27.043
Running gear, M10 with ball bearing wheels		1 pc.	-	-	-	943.27.012
Running gear, M10 with distance spacer		-	1 pc.	-	-	943.27.021
Carrier profile, 208 mm (8 3/16")	aluminum, anodized	2 pcs.	-	1 pc.	3 pcs.	940.81.080
Carrier profile, 550 mm (21 5/8")	aluminum, anodized	1 pc.	1 pc.	-	-	940.81.081
Thrust bearing, used w/o lower guide channel, includes lower pivot		1 pc.	-	-	1 pc.	943.28.029
Cover cap to carrier profile	rubber, gray	3 pcs.	1 pc.	1 pc.	3 pcs.	942.56.029
Vertical adjustment wrench, 19 mm		1 pc.	-	-	-	943.27.090
Wrench, 10/11 mm for suspension assembly		1 pc.	-	-	-	941.20.091
Wrench, 13 mm		1 pc.	-	-	-	943.30.095

Note: Item numbers are valid for only 1 piece, when ordering individual components please state the desired amount.

Installation Examples:



Dimensions in mm are exact
Inches are approximate


Sliding/Folding for Interior Partitions

HAWA–Centerfold 80/H

Order Specifications:

- Length of upper track (opening)
- Select appropriate set types and number of sets
- Number of hinges
- Door seals if desired
- Locks if desired

Upper Track

	Description	Material	Item No.
	Upper track, pre-drilled, 6.0 m (19' 8 1/4")	aluminum, clear anodized	943.27.960

Packing: 1 pc.

Heavy Duty Ball Bearing Hinge

	Door height	Material	Item No.
	<ul style="list-style-type: none"> ≤ 2500 mm (8' 2 7/16") 2 pcs. required ≤ 3500 mm (11' 5 13/16") 3 pcs. required 	stainless steel (316)	926.21.003

Packing: 1 pc.

Door Seal

	Description	Material/Color	Item No.
	Door seal, 10.0 m (32' 9 11/16")	rubber/black	950.07.406

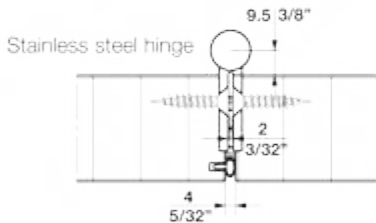
Packing: 1 roll

Installation Plan: (included in fitting set), mounting instructions for planning and execution available upon request.

Accessories

- Locks (refer to pages 451-462)

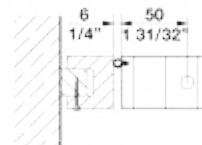
Hinge Positions



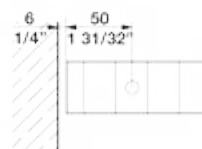
Door Seal Positions



Wall Section Detail



Version A
With onsite fitted compensation frame and door seal



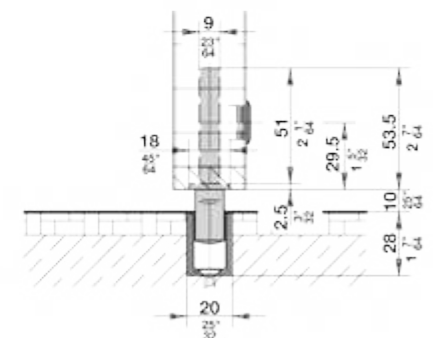
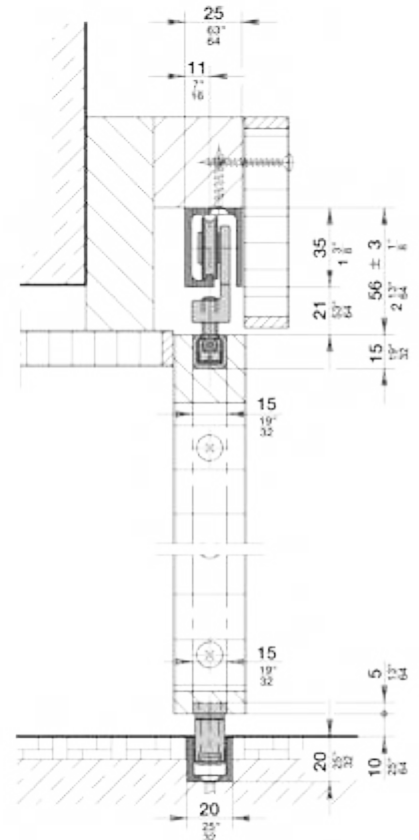
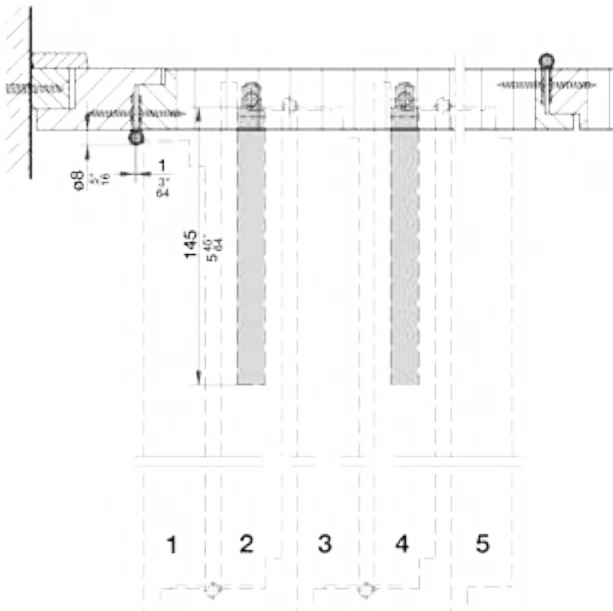
Version B
Direct wall attachment requires 6 mm (1/4") clearance

Dimensions in mm are exact
Inches are approximate

Sliding/Folding for Room Divisions

HAWA-20 Folding Wall 30

- For 3 – 7 folding panels
- Suspension with angle bracket
- Guide bracket with plastic slider
- Deadbolt lock, 13 mm
- Smooth and quiet operation
- Resistant to wear and tear
- Upper track made of brass
- Maximum door weight per leaf: **30 kg (66 lbs.)**
- Door thickness: **22 mm (7/8") - 35 mm (1 3/8")**
- Maximum leaf width: **700 mm (27 9 9/16")**



Dimensions in mm are exact
Inches are approximate

Sliding/Folding for Interior Partitions

HAWA-20 Folding Wall 30

Order Specifications:

- Length of upper track/opening
- Set type and number of sets
- Length of lower guide channel
- Number of hinges

Accessories:

- Bar bolt lock, HAWA-Doorfix, (refer to pages 266 and 267)

Hinges:

4 steel-plated hinges (407.78.989) per door leaf are included in the fitting set. Please order additional hinges when the door height exceeds 2.3 m (7' 6 9/16").



Hinge, with plastic bearing



Running gear, steel ball-bearing wheels



Suspension bracket steel, with M12 bolt



Lower guide bracket, with plastic slider



Deadbolt lock galv. steel, 13 mm








Slip-fit rose, brass nickel plated



Key to deadbolt lock, galv. steel

Fitting Type

						Item No.
1 set includes:	943.03.001	943.03.002	943.03.003	943.03.004	943.03.005	
Running gear	1 pc.	1 pc.	2 pcs.	2 pcs.	3 pcs.	407.78.015
Suspension bracket	1 pc.	1 pc.	2 pcs.	2 pcs.	3 pcs.	943.01.022
Lower guide bracket	1 pc.	1 pc.	2 pcs.	2 pcs.	3 pcs.	407.66.930
Deadbolt lock	1 pc.	1 pc.	2 pcs.	2 pcs.	3 pcs.	943.04.080
Slip-fit rose	1 pc.	1 pc.	2 pcs.	2 pcs.	3 pcs.	943.04.091
Key to deadbolt lock	1 pc.	1 pc.	1 pc.	1 pcs.	1 pc.	943.04.090
Hinges	12 pcs.	16 pcs.	20 pcs.	24 pcs.	28 pcs.	407.78.989

Note: Item numbers are valid only for 1 piece, when ordering individual components please state the desired amount.

Dual Upper Tracks, with mounting flanges

Material: stainless steel (304)

Description	Item No.
 6.0 m (19' 8 1/4")	942.22.600


Packing: 1 pc.

Lower Guide Channel, pre-drilled

Dimensions	Length	aluminum, anodized		
		brass	Item No.	
	20 x 20 x 3 mm	6.0 m (19' 8 1/4")	941.00.960	943.05.600
		2.5 m (8' 2 7/16")	941.00.925	
20 x 28 x 3 mm	6.0 m (19' 8 1/4")			942.50.600

Packing: 1 pc.

Hinges, with plastic bearing

Door height	Qty. of hinges per leaf required	steel, nickel-plated	steel, brass-plated	steel	
		dull brushed	dull, brushed	zinc-plated	
	up to 2.3 m (7' 6 9/16")	4 pcs.	407.78.685	407.78.881	407.78.989
	up to 2.7 m (8' 10 5/16")	5 pcs.	407.78.685	407.78.881	407.78.989
	up to 3.2 m (10' 6")	6 pcs.	407.78.685	407.78.881	407.78.989

Packing: 1 pc.

Installation Plan: Mounting instructions for planning and execution available upon request.

Lock Option

	Item No.
Bar bolt lock, HAWA-Doorfix	946.21.100
Strike plate	946.23.910
Dust proof strike	946.23.920

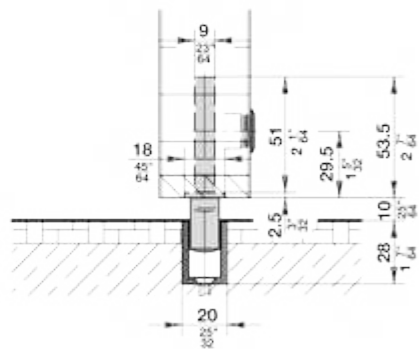
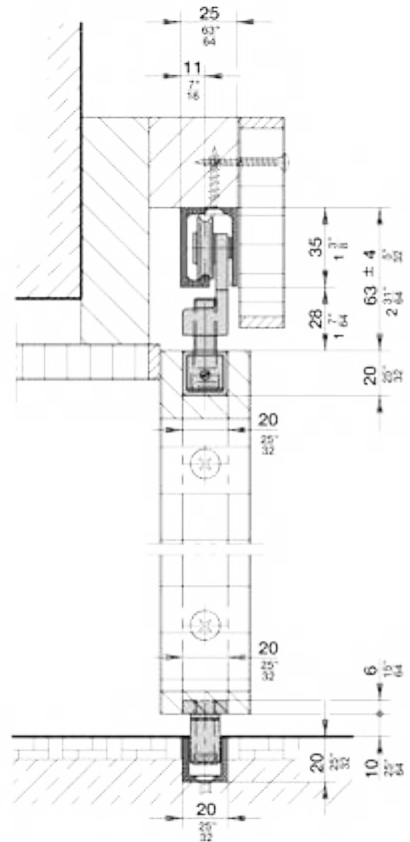
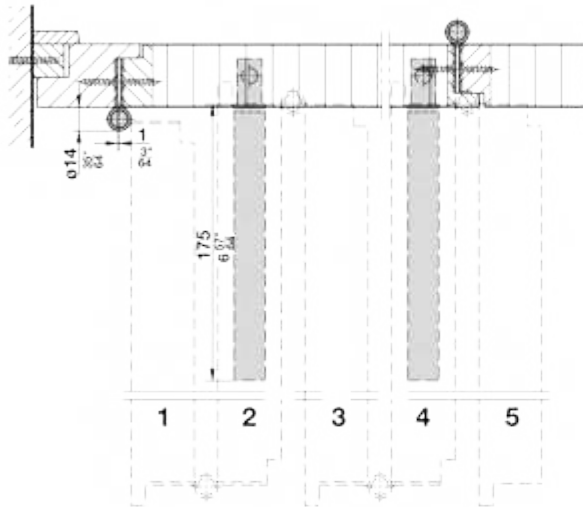
Packing: 1 pc.

Dimensions in mm are exact
Inches are approximate

Sliding/Folding for Interior Partitions

HAWA-20-a Folding Wall 45

- For 3 – 7 folding panels
- Suspension with angle bracket
- Guide bracket with plastic slider
- Deadbolt lock, 13 mm
- Smooth and quiet operation
- Resistant to wear and tear
- Upper track made of brass
- Maximum door weight: **45 kg (99 lbs.)**
- Door thickness: **28 mm (1 1/8") - 45 mm (1 3/4")**
- Maximum leaf width: **850 mm (33 1/2")**



Dimensions in mm are exact
Inches are approximate

Sliding/Folding for Interior Partitions

HAWA-20-a Folding Wall 45

Order Specifications:

- Length of upper track/opening
- Set type and number of sets
- Length of lower guide channel
- Number of hinges



Running gear, steel ball-bearing wheels



Suspension bracket steel, with M10 bolt



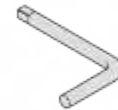
Lower guide bracket, with plastic slider



Deadbolt lock galv. steel, 13 mm








Slip-fit rose, brass nickel plated



Key to deadbolt lock, galv. steel

Fitting Type

						Item No.
1 set includes:	943.00.001	943.00.002	943.00.003	943.00.004	943.00.005	
Running gear	1 pc.	1 pc.	2 pcs.	2 pcs.	3 pcs.	943.00.012
Suspension bracket	1 pc.	1 pc.	2 pcs.	2 pcs.	3 pcs.	943.00.022
Lower guide bracket	1 pc.	1 pc.	2 pcs.	2 pcs.	3 pcs.	943.00.030
Deadbolt lock	1 pc.	1 pc.	2 pcs.	2 pcs.	3 pcs.	943.04.080
Slip-fit rose	1 pc.	1 pc.	2 pcs.	2 pcs.	3 pcs.	943.04.091
Key to deadbolt lock	1 pc.	1 pc.	1 pc.	1 pc.	1 pc.	943.04.090

Note: Item numbers are valid only for 1 piece, when ordering individual components please state the desired amount.

Upper Tracks, pre-drilled

Material: brass

Description	Item No.
 6.0 m (19' 8 1/4")	942.22.600

Packing: 1 pc.

Lower Guide Channel, pre-drilled

Dimensions	Length	aluminum, anodized	brass
	20 x 20 x 3 mm	6.0 m (19' 8 1/4")	941.00.960
		2.5 m (8' 2 7/16")	941.00.925
20 x 28 x 3 mm	6.0 m (19' 8 1/4")		942.50.600

Packing: 10 pcs.

Ball Bearing Hinges, 102 x 76 mm (4" x 3")

Material: steel

Door height	Qty. of hinges per leaf required	stainless steel matt	steel brass-plated matt, lacquered
 up to 2.5 m (8' 2 7/16")	3 pcs.	926.90.203	926.90.280
up to 3.2 m (10' 6")	4 pcs.	926.90.203	926.90.280
up to 4.0 m (13' 1 1/2")	5 pcs.	926.90.203	926.90.280

Packing: 10 pcs.

Installation Plan: Mounting instructions for planning and execution available upon request.

Lock Option

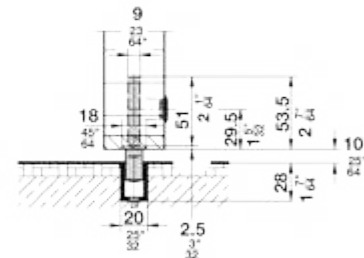
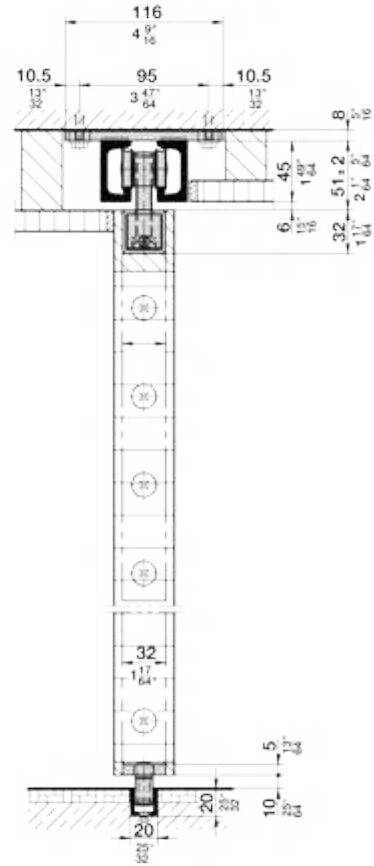
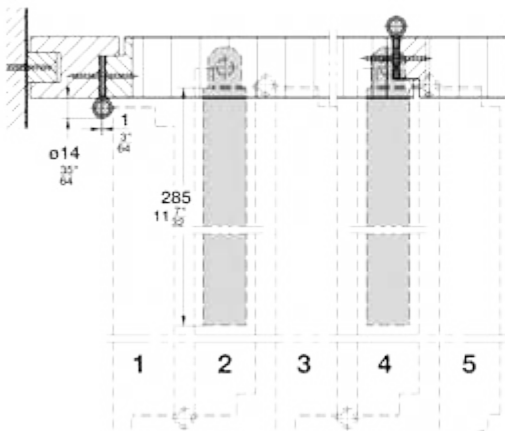
	Packing	Item No.
Bar bolt lock, HAWA-Doorfix	1 set	946.21.100
Strike plate	1 pc.	946.23.910
Dust proof strike	1 pc.	946.23.920

Dimensions in mm are exact
Inches are approximate

Sliding/Folding for Interior Partitions

HAWA-20-c Folding Wall 120

- For 3 – 7 folding panels
- Suspension with angle bracket
- Guide bracket with plastic slider
- Deadbolt lock, 13 mm
- Smooth and quiet operation
- Resistant to wear and tear
- Upper track made of stainless steel
- Maximum door weight per leaf: **120 kg (264 lbs.)**
- Minimum door thickness: **40 mm (1 9/16")**
- Max. leaf width **1000 mm (39 3/8")**



Dimensions in mm are exact
Inches are approximate

Sliding/Folding for Interior Partitions

HAWA-20/C Folding Wall 120

Order Specifications:

- Length of upper track/opening
- Set type and number of sets
- Length of lower guide channel
- Number of hinges



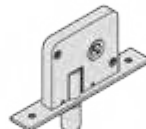
Running gear, steel ball-bearing wheels



Suspension bracket steel, with M12 bolt



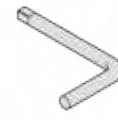
Lower guide bracket, with plastic slider



Deadbolt lock galv. steel, 13 mm



Slip-fit rose, brass nickel plated



Key to deadbolt lock, galv. steel

Fitting Type

1 set includes:	943.02.001	943.02.002	943.02.003	943.02.004	943.02.005	Item No.
Running gear	1 pc.	1 pc.	2 pcs.	2 pcs.	3 pcs.	942.41.014
Suspension bracket	1 pc.	1 pc.	2 pcs.	2 pcs.	3 pcs.	943.02.022
Lower guide bracket	1 pc.	1 pc.	2 pcs.	2 pcs.	3 pcs.	943.02.030
Deadbolt lock	1 pc.	1 pc.	2 pcs.	2 pcs.	3 pcs.	943.04.080
Slip-fit rose	1 pc.	1 pc.	2 pcs.	2 pcs.	3 pcs.	943.04.091
Key to deadbolt lock	1 pc.	1 pc.	1 pc.	1 pc.	1 pc.	943.04.090

Note: Item numbers are valid only for 1 piece, when ordering individual components please state the desired amount.

Dual Upper Tracks, with mtg. flanges

Material: stainless steel (304)

Description	Item No.
6.0 m (19' 8 1/4")	942.43.611

Packing: 1 pc.

Lower Guide Channel, pre-drilled

Dimensions	Length	aluminum, anodized	brass
	20 x 20 x 3 mm	6.0 m (19' 8 1/4")	941.00.960
		2.5 m (8' 2 7/16")	941.00.925
20 x 28 x 3 mm	6.0 m (19' 8 1/4")		942.50.600

Packing: 1 pc.

Ball Bearing Hinges, 102 x 76 mm (4" x 3")

Material: steel

Door height	Qty. of hinges per leaf required	stainless steel matt	steel brass-plated matt, lacquered
up to 2.5 m (8' 2 7/16")	3 pcs.	926.90.203	926.90.280
up to 3.2 m (10' 6")	4 pcs.	926.90.203	926.90.280
up to 4.0 m (13' 1 1/2")	5 pcs.	926.90.203	926.90.280

Packing: 1 pc.

Installation Plan: Mounting instructions for planning and execution available upon request.

Lock Options

	Item No.
HAWA-Doorfix Bar bolt lock	946.21.100
Strike plate	946.23.910
Dust proof strike	946.23.920


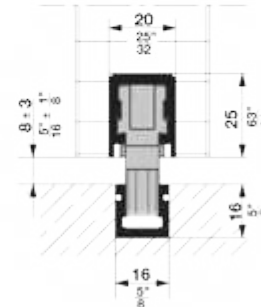
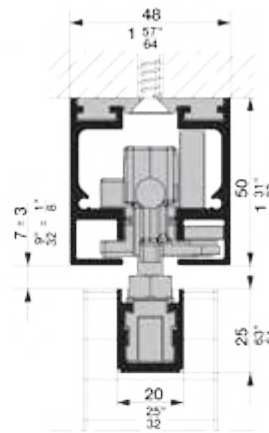
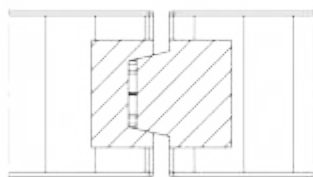
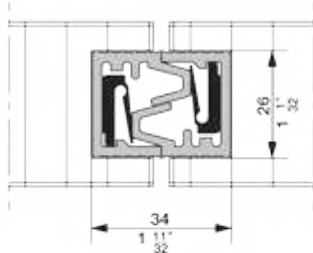
Packing: 1 pc.

Dimensions in mm are exact
Inches are approximate

Sliding/Folding for Interior Partitions

HAWA-Aperto 60/H

- Top-hung sliding hardware for sliding/stacking wall partitions
- Consists of modular components for easy assembly
- Upper track made out of anodized aluminum
- Lower guide channel made out of aluminum
- Running gear with 2 point guide
- Minimal space required in parking area
- Extremely quiet and smooth operation even through the curved components
- System can be used with and without a lower guide channel
- Individual parking configuration possible
- Suitable for curved sliding wall partitions
- Maximum door weight: **60 kg (132 lbs.)**
- Vertical adjustment: **+/- 3 mm (1/8")**
- Door thickness: **35 mm – 50 mm (1 3/8" - 2")**
- Maximum door height: **2600 mm (8' 6 3/8")**
- Door width: **550 mm – 950 mm (21 5/8" - 37 3/8")** for standard installation

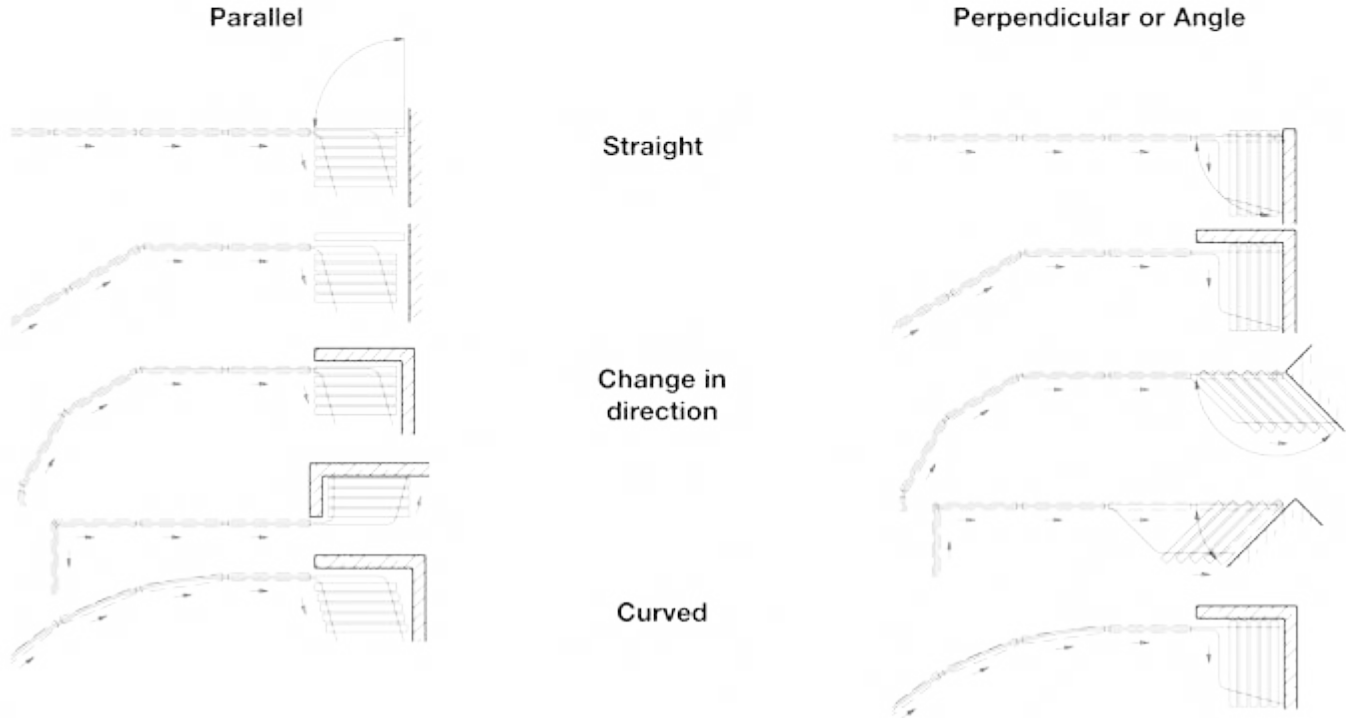


Dimensions in mm are exact
Inches are approximate

Sliding/Folding for Interior Partitions

HAWA-Aperto 60/H

Stacking Examples:



For additional details, information, availability and pricing please contact your product specialist at **1-888-437-7477**.

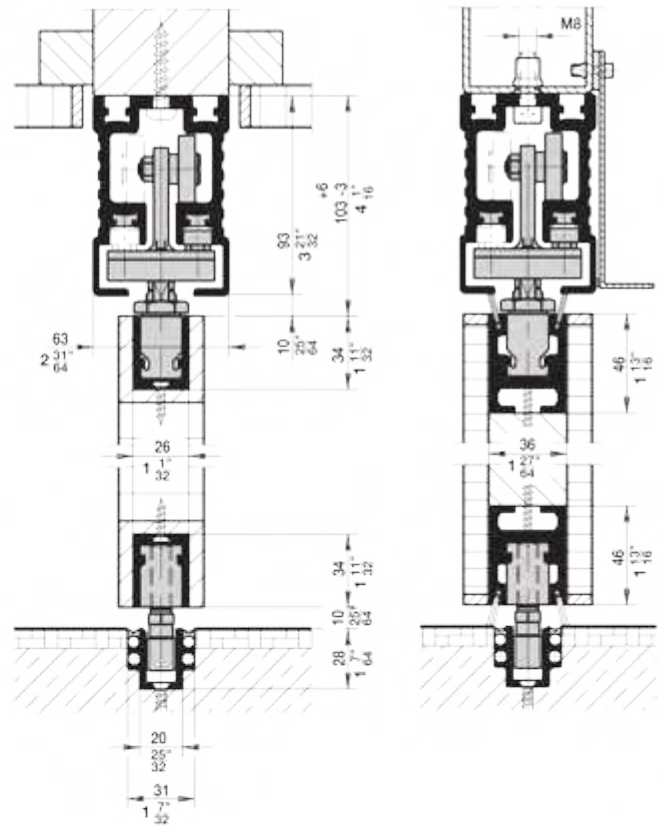
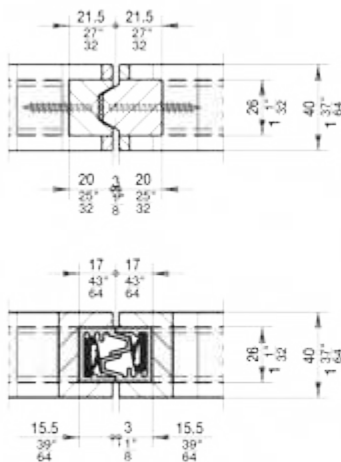
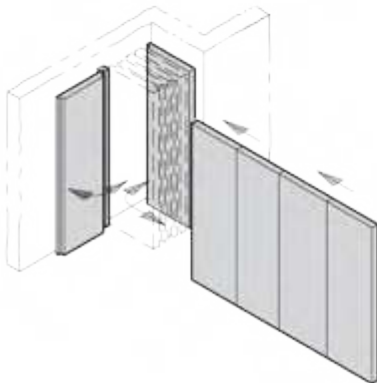

Please provide the following details about your opening:

- Number of sliding panels
- Lower guide channel (yes or no)
- Clear opening size: width and height
- Panel width and height
- Panel weight
- Panel thickness
- Parking configuration:
parallel, perpendicular or special (please provide a drawing/sketch)

Sliding/Folding for Interior Partitions

HAWA-Variotec II 150/H

- Top-hung sliding hardware for sliding/stacking wall partitions
- Consists of modular components for easy assembly
- Upper track made out of anodized aluminum
- Lower guide channel made out of aluminum
- Running gear with 2 point guide
- Minimal space required in parking area
- Extremely quiet and smooth operation even through the curved components
- System can be used with and without a lower guide channel
- Individual parking configuration possible
- Suitable for curved sliding wall partitions
- Panel weight depends on running gear selection:
 - Single running gear **70 kg (154 lbs.)**
 - Single running gear **100 kg (220 lbs.)**
 - Dual running gear **150 kg (330 lbs.)**
- Vertical adjustment: **+6/-3 mm (1/4"/1/8")**
- Minimum door thickness: **35 mm (1 3/8")**
- For curved applications: min. radius: **2.0 m (6' 6 3/4")**

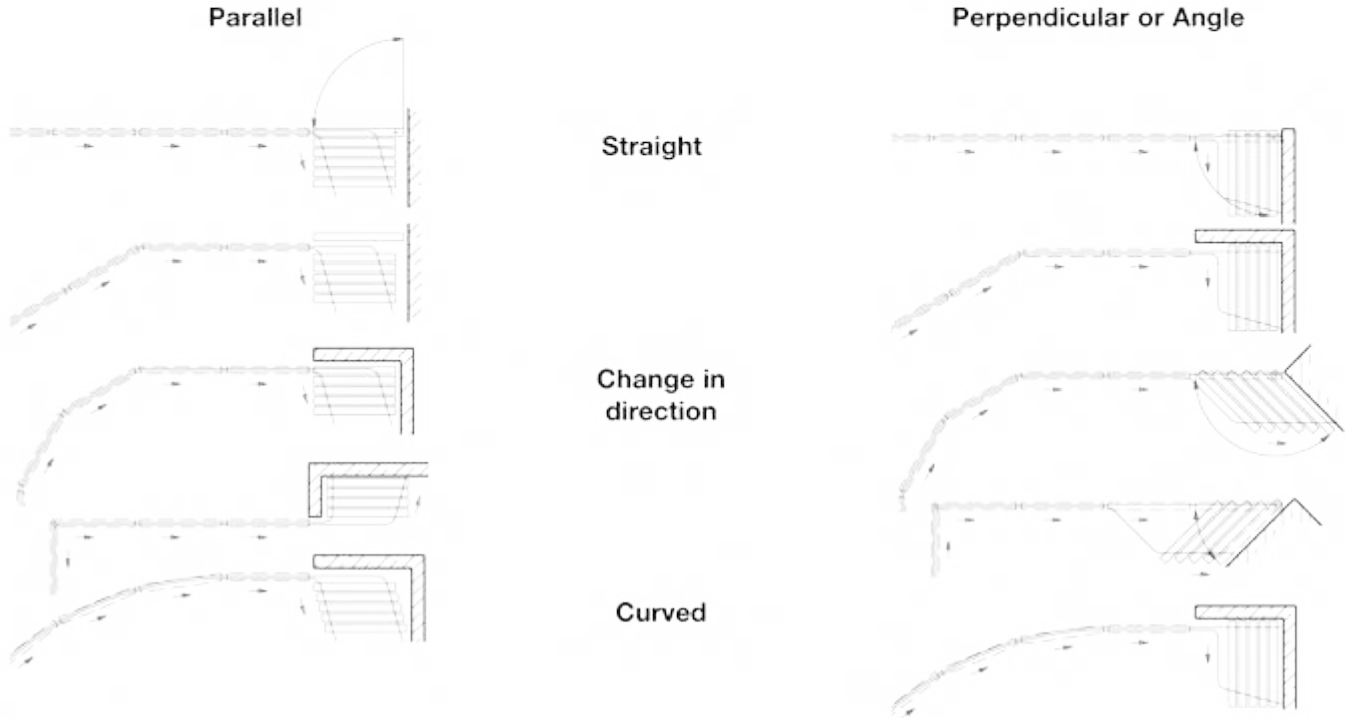


Dimensions in mm are exact
Inches are approximate

Sliding/Folding for Interior Partitions

HAWA-Variotec II 150/H

Stacking Examples:



For additional details, information, availability and pricing please contact your product specialist at **1-888-437-7477**.

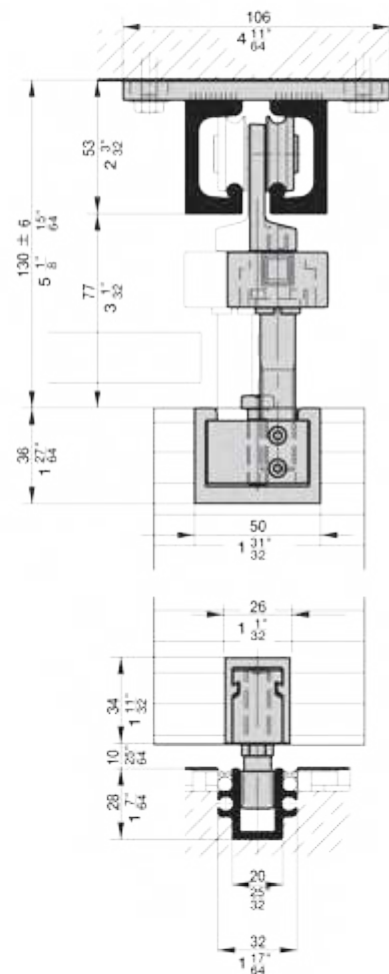
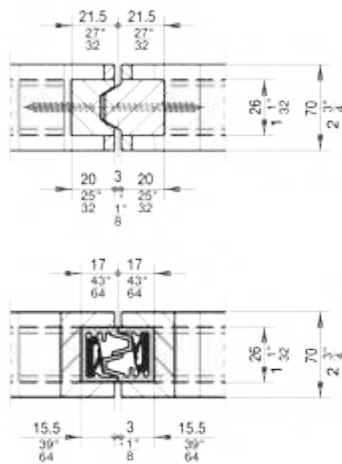
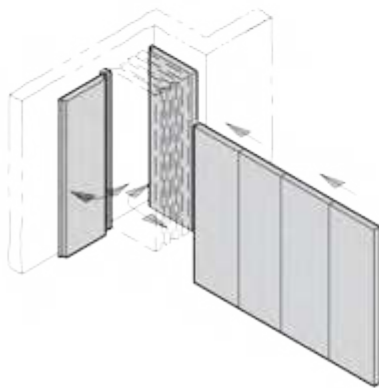
Please provide the following details about your opening:

- Number of sliding panels
- Lower guide channel (yes or no)
- Clear opening size: width and height
- Panel width and height
- Panel weight
- Panel thickness
- Parking configuration:
parallel, perpendicular or special (please provide a drawing/sketch)

Sliding/Folding for Interior Partitions

HAWA-Separo 103H/400 and 112H/400

- Top-hung sliding hardware for sliding/stacking wall partitions
- Upper track made out of stainless steel
- Lower guide channel made out of aluminum or brass
- Dual running gear with ball bearings
- Minimal space required in parking area
- Extremely quiet and smooth operation even through the curved segments
- System can be used with and without a lower guide channel
- Individual parking configuration possible
- Suitable for curved sliding wall partitions
- Panel weight depends on running gear selection:
 - Dual running gear **400 kg (880 lbs.)**
 - Vertical adjustment: **+6/-6 mm (1/4"/1/4")**
 - Minimum door thickness: **70 mm (2 3/4")**
 - For curved applications: minimum radius: **1.0 m (3' 3 3/8")**

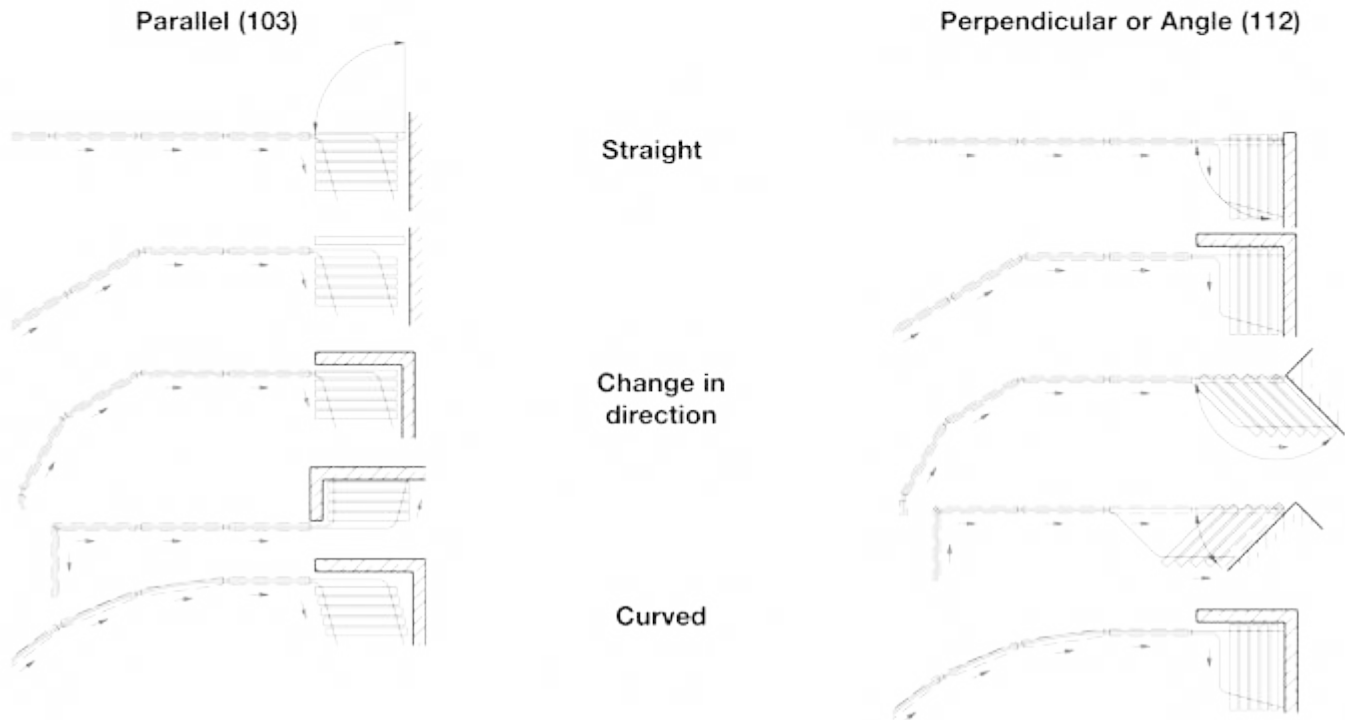


Dimensions in mm are exact
Inches are approximate

Sliding/Folding for Interior Partitions

HAWA–Separo 103H/400 and 112H/400

Stacking Examples:



For additional details, information, availability and pricing please contact your product specialist at **1-888-437-7477**.

Please provide the following details about your opening:

- Number of sliding panels
- Lower guide channel (yes or no)
- Clear opening size: width and height
- Panel width and height
- Panel weight
- Panel thickness
- Parking configuration:
parallel, perpendicular or special (please provide a drawing/sketch)

Sliding/Folding for Exterior/Patio Doors

Al Fresco



Al Fresco allows you to open up your home effortlessly, instantly expanding your dining and entertaining areas.

Whether you are located inland or by the sea, Häfele Al Fresco offers complete weather protection and is totally corrosion resistant. Stainless steel hinges, 316 marine grade cast stainless steel and stainless steel precision bearings are standard features of Häfele Al Fresco. The Pivot blocks, hanger bodies and bottom guides are all cast from 316 stainless steel for maximum strength and corrosion resistance. Utilized with wood doors, Häfele Al Fresco is the ideal system for opening up dining and entertaining areas in homes, restaurants, hotels and resorts.

Stainless Steel Hinges

Manufactured from 3 mm thick stainless steel, Häfele Al Fresco mortice and non-mortice hinges are available in three finishes: brushed satin stainless steel, polished stainless steel and titanium gold. Titanium gold looks like brass but offers a substantial improvement in corrosion resistance for an easy care finish that will remain tarnish free for years.

Sliding/Folding for Exterior/Patio Doors

Al Fresco

Capacity

Häfele Al Fresco is available in two weight options, 45 kg. (99 lbs.) for general residential and 75 kg. (165 lbs.) for larger or double-glazed applications.

The wheels are grooved to run on convex rails within the track; this is the optimum design for hangers subjected to side loads. Resistance to movement is further reduced on Häfele Al Fresco 75 by the introduction of 5 high speed precision bearings, four taking the vertical forces with the fifth opposing the side load.



Concealed Channel

Häfele Al Fresco bottom channel is concealed underneath the door leaves, for greater aesthetic appeal, and making it less prone to filling with rainwater.

Polypropylene outperforms traditional materials such as brass and aluminum for durability, low noise emission and corrosion, making it the first choice for the Häfele Al Fresco lower guide channel. Aluminum and brass channels are also available if desired.

To withstand the weight of heavy doors the guide system includes 2 double sealed precision stainless steel bearings securely riveted onto the 316 marine grade cast stainless steel body.



Dimensions in mm are exact
Inches are approximate

Sliding/Folding for Exterior/Patio Doors

Al Fresco

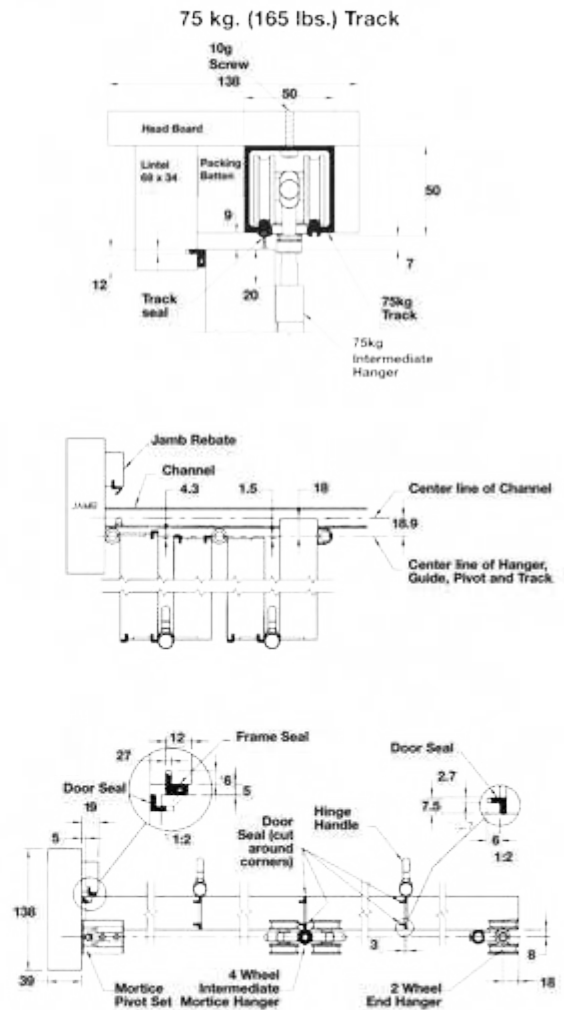

- For wood door leaves
- For 2 to 8 leaf folding doors
- Floating suites possible
- Full corrosion resistant construction
- 316 marine grade cast stainless steel parts for improved strength and maximum corrosion resistance
- Concealed channel to enhance appearance
- Mortice or Non-Mortice hinges and hangers
- Choice of 3 finishes: satin stainless steel, polished stainless steel and titanium gold (tarnish free for years)
- Precision bearings top and bottom to reduce rolling resistance
- Durable polypropylene channel provides quiet operation
- Ideal for coastal applications

- Max. door weight: **45kg. (99 lbs.) or 75kg. (165 lbs.)** per door leaf
- Max. door height: **3000mm or 3300mm (9' 10 1/8" or 10' 9 15/16")**
- Max. door leaf width: **900mm (36")**
- Max. panels per folding suite: **8**
- For door thickness: **35-50mm (1 3/8" - 2")**
- Min. track radius: **5.0 m (16' 4 7/8")** for curved openings



Material/Color

- Running track: aluminum, clear anodized
- Lower guide channel: aluminum, brass or black polypropylene
- Running gear: nylon rollers with precision stainless steel bearings
- Hinges: stainless steel
- Pivot block: stainless steel (316 marine grade)
- Hanger bodies: stainless steel (316 marine grade)
- Bottom guides: stainless steel (316 marine grade) with sealed precision stainless steel bearings
- Guides, running gears, hinges and pivot assemblies available in satin or polished stainless steel or titanium gold finishes



Note: Mortice hardware sets shown.

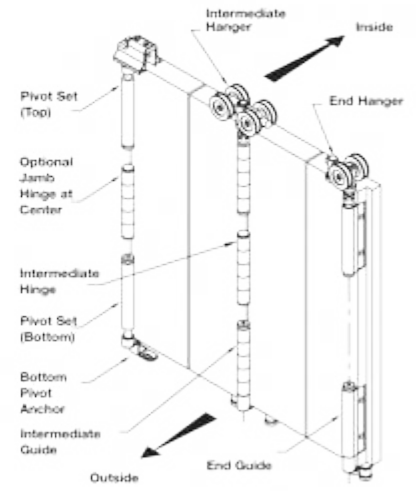

Dimensions in mm are exact
Inches are approximate

Sliding/Folding for Exterior/Patio Doors

Al Fresco

Installation configuration

Many Al Fresco installation configurations are possible, with the option of either an odd or even number of panels. Some examples are shown below. A maximum of 8 panels can be folded to the left, to the right or floating



Note: Curved tracks possible, please contact our product specialist at 1-888-437-7477.

Dimensional data not binding. We reserve the right to alter specifications without notice.

Dimensions in mm are exact
Inches are approximate

Sliding/Folding for Exterior/Patio Doors

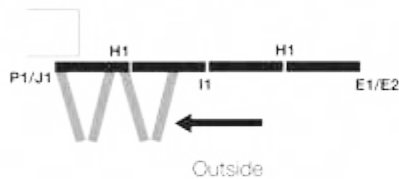
Al Fresco

Overview of types of fittings for outward opening applications

45 kg. (99 lbs.) System

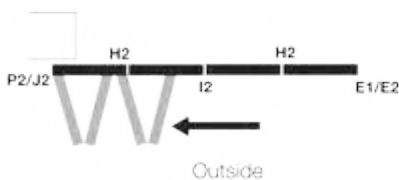
With Mortise Hardware

Pivot/hinge sets, hanger sets and handles



With Non-Mortise Hardware

Pivot/hinge sets, hanger sets and handles



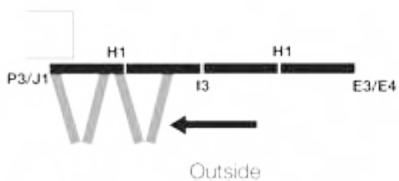
- P1 Pivot Assembly, Mortise (page 254)
OR
- J1 Jamb Hinge Set, Mortise (page 254)
- H1 Intermediate Hinge/Handle Set, Mortise (page 254)
- I1 Intermediate Hanger Set, Mortise (page 255)
- E1 End Hanger Set, Rebated (page 255)
OR
- E2 End Hanger Set, Non-Rebated (page 255)

- P2 Pivot Assembly, Non-Mortise (page 256)
OR
- J2 Jamb Hinge Set, Non-Mortise (page 256)
- H2 Intermediate Hinge/Handle Set, Non-Mortise (page 254)
- I2 Intermediate Hanger Set, Non-Mortise (page 255)
- E1 End Hanger Set, Rebated (page 255)
OR
- E2 End Hanger Set, Non-Rebated (page 255)

75 kg. (165 lbs.) System

With Mortise Hardware

Pivot/hinge sets, hanger sets and handles



With Non-Mortise Hardware

Pivot/hinge sets, hanger sets and handles



- P3 Pivot Assembly, Mortise (page 256)
OR
- J1 Jamb Hinge Set, Mortise (page 256)
- H1 Intermediate Hinge/Handle Set, Mortise (page 256)
- I3 Intermediate Hanger Set, Mortise (page 257)
- E3 End Hanger Set, Rebated (page 257)
OR
- E4 End Hanger Set, Non-Rebated (page 257)

- P4 Pivot Assembly, Non-Mortise (page 256)
OR
- J2 Jamb Hinge Set, Non-Mortise (page 256)
- H2 Intermediate Hinge/Handle Set, Non-Mortise (page 256)
- I4 Intermediate Hanger Set, Non-Mortise (page 257)
- E3 End Hanger Set, Rebated (page 257)
OR
- E4 End Hanger Set, Non-Rebated (page 257)

Seals, (refer to page 258)

Flushbolts, (refer to page 260)

Running track and guide channels, (refer to page 260)

Planning and Installation

Please request our mounting instructions for planning and execution.

Note:

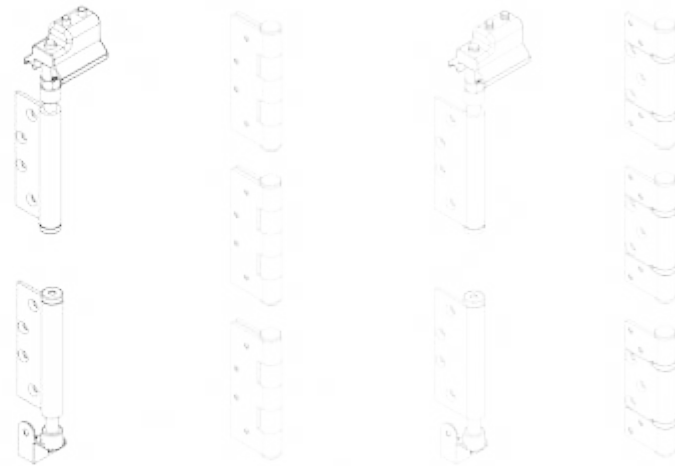
Curved tracks possible, please contact our product specialist at 1-888-437-7477.

Note:

Tables show hardware requirement for outward opening applications. For inward opening applications, please replace Intermediate Hinge/Handle Set with Intermediate Hinge Set, (refer to page 258).

Sliding/Folding for Exterior/Patio Doors

45 kg. (99 lbs.) Sets – Al Fresco

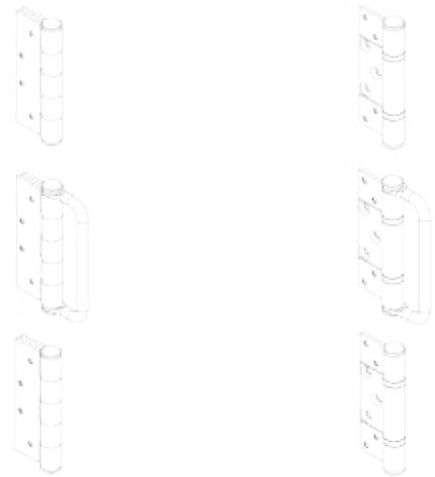


Jamb Hinge and Pivot Sets

Material/Finish	Pivot Assembly Mortise P1	Jamb Hinge Set Mortise J1	Pivot Assembly Non-Mortise P2	Jamb Hinge Non-Mortise J2
stainless steel, satin	943.32.401	943.32.454	943.32.400	943.32.450
stainless steel, polished	943.32.201	943.32.254	943.32.200	943.32.250
stainless steel, titanium gold	943.32.601	943.32.654	943.32.600	943.32.650

Packing: 1 set

Discontinued



Intermediate Hinge/Handle Sets

Material/Finish	Mortise H1	Non-Mortise H2
stainless steel, satin	943.32.424	943.32.420
stainless steel, polished	943.32.224	943.32.220
stainless steel, titanium gold	943.32.624	943.32.620

Packing: 1 set

Discontinued


Note:

For inward opening applications, replace Intermediate Hinge/Handle Set with Intermediate Hinge Set, (refer to page 258).

Dimensions in mm are exact
Inches are approximate

Sliding/Folding for Exterior/Patio Doors

45 kg. (99 lbs.) Sets – Al Fresco

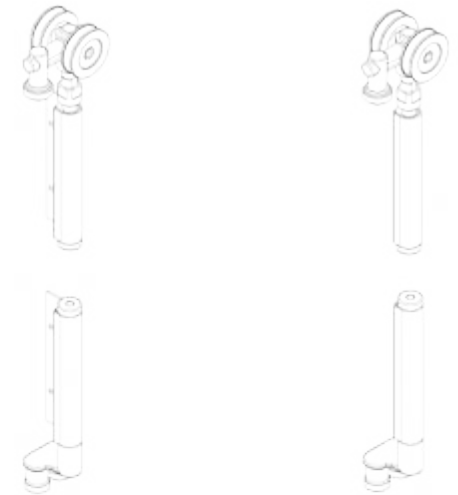


Intermediate Hanger Sets

Material/Finish	Mortice I1	Non-Mortice I2
stainless steel, satin	943.32.434	943.32.430
stainless steel, polished	943.32.234	943.32.230
stainless steel, titanium gold	943.32.534	943.32.530

Packing: 1 set

Discontinued



End Hanger Sets

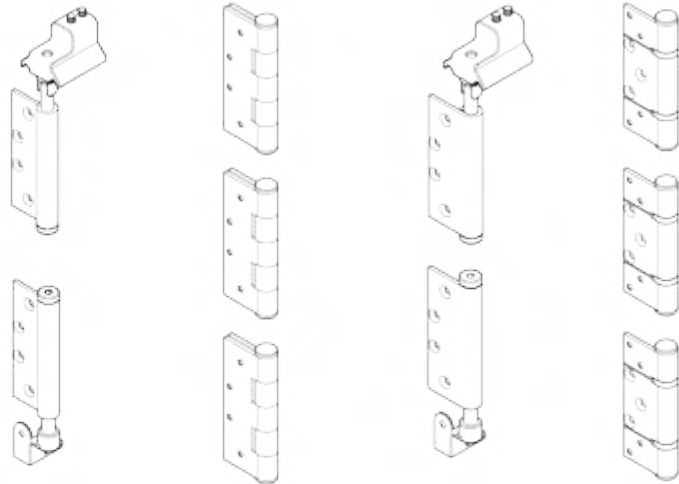
Material/Finish	Rebated E1	Non-Rebated E2
stainless steel, satin	943.32.413	943.32.410
stainless steel, polished	943.32.213	943.32.210
stainless steel, titanium gold	943.32.513	943.32.510

Packing: 1 set

Discontinued

Sliding/Folding for Exterior/Patio Doors

75 kg. (165 lbs.) Sets – Al Fresco

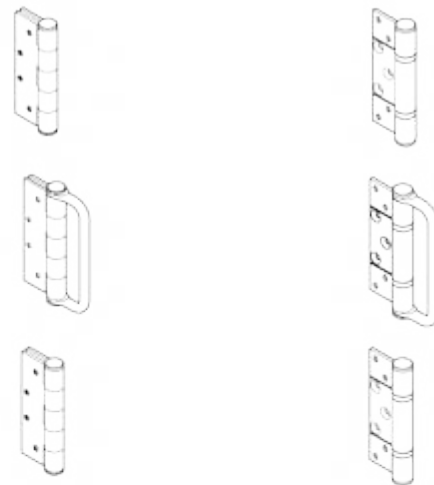


Jamb Hinge and Pivot Sets

Material/Finish	Pivot Assembly Mortice P3	Jamb Hinge Set Mortice J1	Pivot Assembly Non-Mortice P4	Jamb Hinge Non-Mortice J2
stainless steel, satin	943.34.401	943.32.454	943.34.400	943.32.450
stainless steel, polished	943.34.201	943.32.254	943.34.200	943.32.250
stainless steel, titanium gold	943.34.601	943.32.654	943.34.600	943.32.650

Packing: 1 set

Discontinued



Intermediate Hinge/Handle Sets

Material/Finish	Mortice H1	Non-Mortice H2
stainless steel, satin	943.32.424	943.32.420
stainless steel, polished	943.32.224	943.32.220
stainless steel, titanium gold	943.32.624	943.32.620

Packing: 1 set

Discontinued

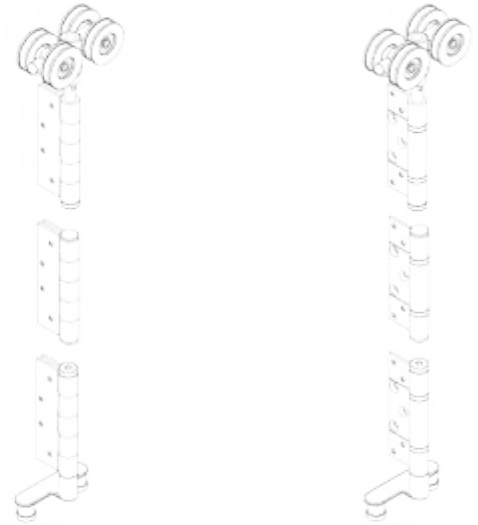
Note:

For inward opening applications, replace Intermediate Hinge/Handle Set with Intermediate Hinge Set, (refer to page 258).

Dimensions in mm are exact
Inches are approximate

Sliding/Folding for Exterior/Patio Doors

75 kg. (165 lbs.) Sets – Al Fresco

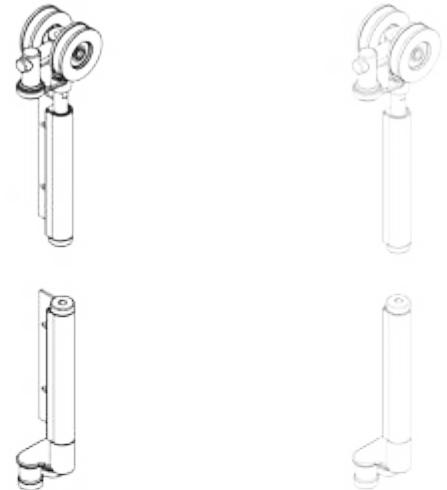


Intermediate Hanger Sets

Material/Finish	Mortice I3	Non-Mortice I4
stainless steel, satin	943.34.434	943.34.430
stainless steel, polished	943.34.234	943.34.230
stainless steel, titanium gold	943.34.534	943.34.530

Packing: 1 set

Discontinued



End Hanger Sets

Material/Finish	Rebated E3	Non-Rebated E4
stainless steel, satin	943.34.413	943.34.410
stainless steel, polished	943.34.213	943.34.210
stainless steel, titanium gold	943.34.513	943.34.510



Packing: 1 set

Discontinued



Sliding/Folding for Exterior/Patio Doors

Accessories – Al Fresco

Intermediate Hinge Sets, for inward opening applications

Description	Material/Finish	Item No.
 Intermediate Hinge Set Mortice	stainless steel, satin	943.32.444
	stainless steel, polished	943.32.244
	stainless steel, titanium gold	943.32.644
		Discontinued
 Intermediate Hinge Set Non-Mortice	stainless steel, satin	943.32.440
	stainless steel, polished	943.32.240
	stainless steel, titanium gold	943.32.640
		Discontinued

Individual Hinges

Description	Material/Finish	Item No.
 Intermediate Hinge Mortice	stainless steel, satin	943.32.425
	stainless steel, polished	943.32.225
	stainless steel, titanium gold	943.32.625
 Intermediate Hinge Non-Mortice	stainless steel, satin	943.32.421
	stainless steel, polished	943.32.221
	stainless steel, titanium gold	943.32.621
		Discontinued

Seals

Description	Material/Color	Item No.
 Frame seal	brown	950.06.201
	white	950.06.207
 Door seal	brown	950.06.211
	white	950.06.217
 Track seal		950.06.291

Calculations for length of seals (allowing 1 mtr cutting reserve)
 Frame seal length = (2 x opening width + 2 x opening height) + 1 mtr.
 Door seal length = (2 x No. of door leaves x opening height) + 1 mtr
 Track seal length = Opening width + 1 mtr.

Dimensions in mm are exact
 Inches are approximate

Sliding/Folding for Exterior/Patio Doors

Accessories – Al Fresco



Flush Bolts

Material: brass

Discontinued

	Length	Finish	Item No.
Flush bolt	250 mm (9 13/16")	satin nickel	911.62.501
		titanium gold	911.62.502
		polished nickel	911.62.503
Flush bolt, with offset bolt, for top mounting	250 mm (9 13/16")	satin nickel	911.62.513
		titanium gold	911.62.514
		polished nickel	911.62.515
Flush bolt, lockable	250 mm (9 13/16")	satin nickel	911.62.507
		titanium gold	911.62.508
		polished nickel	911.62.509
Flush bolt, for inward opening applications without sill	250 mm (9 13/16")	satin nickel	911.62.504
		titanium gold	911.62.505
		polished nickel	911.62.506
Flush bolt, lockable for inward opening applications without sill	250 mm (9 13/16")	satin nickel	911.62.510
		titanium gold	911.62.511
		polished nickel	911.62.512
Flush bolt	450 mm (17 11/16")	satin nickel	911.62.516
		titanium gold	911.62.517
		polished nickel	911.62.518
Flush bolt, with offset bolt, for top mounting	450 mm (17 11/16")	satin nickel	911.62.522
		titanium gold	911.62.523
		polished nickel	911.62.524
Flush bolt, lockable	450 mm (17 11/16")	satin nickel	911.62.519
		titanium gold	911.62.525
		polished nickel	911.62.521
Flush bolt	600 mm (23 5/8")	satin nickel	911.62.525
		titanium gold	911.62.526
		polished nickel	911.62.527
Flush bolt, with offset bolt, for top mounting	600 mm (23 5/8")	satin nickel	911.62.528
		titanium gold	911.62.529
		polished nickel	911.62.530



Router Bit for flush bolts

- With stepped cutter

Item No.
911.62.531

Note:

The stepped router bit allows you to cut the upper and lower slots to the correct width and depth in a single operation

Dimensions in mm are exact
Inches are approximate

Sliding/Folding for Exterior/Patio Doors

Upper Tracks and Lower Guide Channels – Al Fresco



Upper Track, 45 kg. (99 lbs.)

Dimensions (WxH): 47 x 45 mm

Material: aluminum, anodized, clear

Length	Item No.
2000 mm (6' 6 3/4")	943.32.920
3000 mm (9' 10 1/8")	943.32.930
4000 mm (13' 1 1/2")	943.32.940
6000 mm (19' 8 1/4")	943.32.960

Packing: 1 pc.



Upper Track, 75 kg. (165 lbs.)

Dimensions (WxH): 50 x 48 mm

Material: aluminum, anodized, clear

Length	Item No.
2000 mm (6' 6 3/4")	943.34.920
3000 mm (9' 10 1/8")	943.34.930
4000 mm (13' 1 1/2")	943.34.940
6000 mm (19' 8 1/4")	943.34.960

Packing: 1 pc.



Lower Guide Channel

Dimensions (WxH): 20 x 21 x 2 mm

Material: aluminum, anodized or brass

Length	aluminum, clear, anodized	brass, bright
2000 mm (6' 6 3/4")	943.33.720	943.33.820
3000 mm (9' 10 1/8")	943.33.730	943.33.830
4000 mm (13' 1 1/2")	943.33.740	943.33.840
6000 mm (19' 8 1/4")	943.33.760	943.33.860

Packing: 1 pc.



Lower Guide Channel

Dimensions (WxHxTh): 20 x 21 x 2 mm

Material: polypropylene; Color: black

Length	Item No.
2000 mm (6' 6 3/4")	943.33.920
3000 mm (9' 10 1/8")	943.33.930
4000 mm (13' 1 1/2")	943.33.940
6000 mm (19' 8 1/4")	943.33.960

Packing: 1 pc.



Lower Channel for polypropylene guide channel

Dimensions (WxHxTh): 25 x 23 x 2 mm

Material: aluminum, anodized, clear

Length	Item No.
2000 mm (6' 6 3/4")	943.33.120
3000 mm (9' 10 1/8")	943.33.130
4000 mm (13' 1 1/2")	943.33.140
6000 mm (19' 8 1/4")	943.33.160

Packing: 1 pc.

Planning and Installation

Please request planning and installation information.

Dimensions in mm are exact
Inches are approximate

Pocket Door Framing Kit Futura

HAWA

- Designed to fit into standard 2x4 wood or steel constructed interior walls
- Provides an efficient way to save space in tight room designs
- Specially engineered, cold-formed, zinc-plated steel studs prevent bowing of the pocket walls
- Front steel studs have a special pocket to receive 1/2" thick sheetrock
- Simple and straightforward installation
- Wood header is produced out of plywood in order to prevent warping
- Exposed part of wood header is laminated to match the color of the sliding track
- Suitable for sliding doors installed into dining rooms, doors into kitchens, bathrooms, closets or master bedrooms
- Suitable for door weights of up to either **40 kg (88 lbs.)** or **80 kg (176 lbs.)**
- Door width: **610 mm – 1219 mm (24" – 48")**
- Door height: **2032 mm – 2438 mm (80" – 96")**
- Door thickness: **up to 44 mm (1 3/4")**

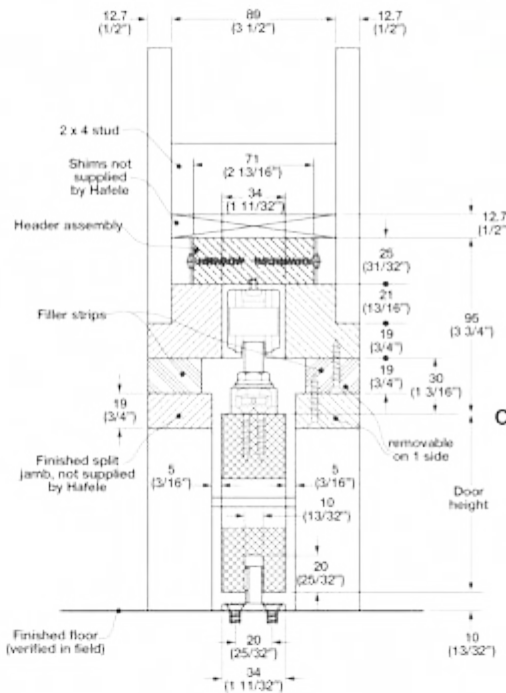
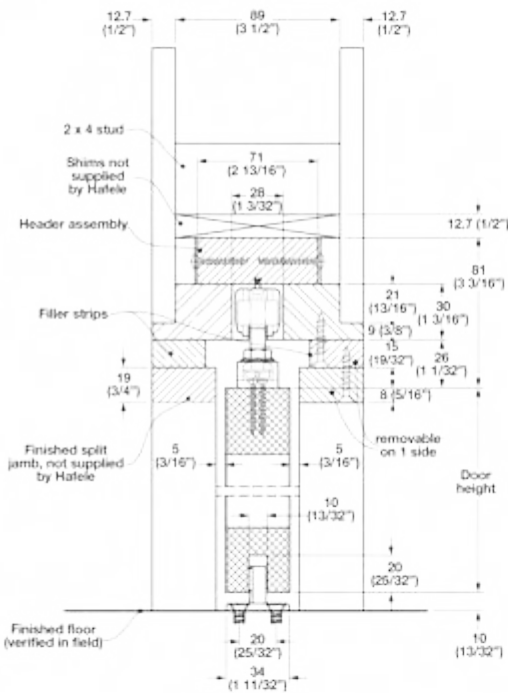


ADA compliant:
Sliding hardware requires less than the 5 lbf. (22.2 N) mandated opening and closing force per ADA.

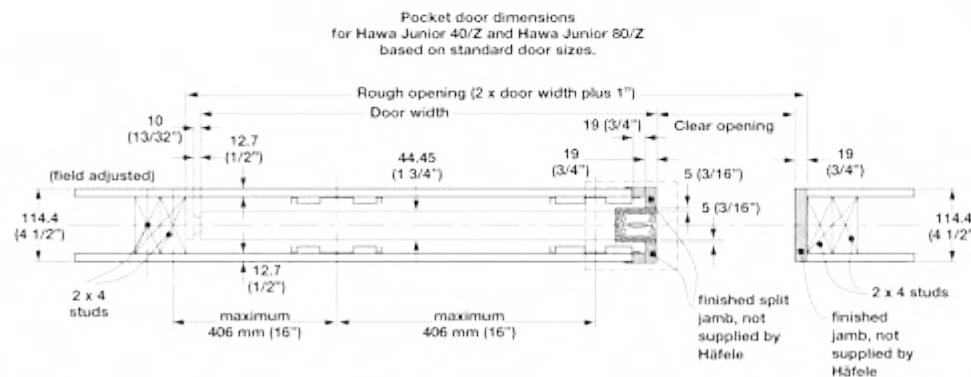
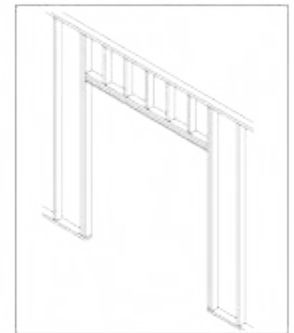


HAWA-Junior 40/Z

HAWA-Junior 80/Z



Construction of rough opening:



Single Pocket Door
Rough opening width =
2 x door width + 25.4 mm (1")

Bi-parting Pocket Doors
Rough opening width =
4 x door width + 12.7 mm (1/2")

Rough opening height =
• Door height + 132 mm (5 1/8")
for **HAWA-Junior 40/Z**
• Door height + 146 mm (5 3/4")
for **HAWA-Junior 80/Z**

Pocket Door Framing Kit Futura

HAWA



Order Specifications:

- Appropriate Futura framing kit, depending on weight, width and height of the sliding door
- HAWA-Junior 40/Z or 80/Z complete fitting sets (refer to pages 160-161 and 165-166)

Futura Pocket Door Framing Kit

	Type I	Type II	Type III	Type IV	Type V
Item No.	940.94.001	940.94.002	940.94.003	940.94.004	940.94.005
Used with HAWA Junior track set (order separately)	Jr. 40	Jr. 40	Jr. 80	Jr. 80	Jr. 80
Door weight:	up to 40 kg. (88 lbs.)	up to 40 kg. (88 lbs.)	up to 80 kg. (176 lbs.)	up to 80 kg. (176 lbs.)	up to 80 kg. (176 lbs.)
Door height:	up to 2032 (80")	2032 - 2438 (80" - 96")	up to 2032 (80")	2032 - 2438 (80" - 96")	up to 2438 (96")
Door width:	610 - 914 (24" - 36")	610 - 914 (24" - 36")	610 - 914 (24" - 36")	610 - 914 (24" - 36")	914 - 1219 (36" - 48")

Packing: 1 set (includes mounting instructions)

Order Specifications:

- Appropriate Futura framing kit, depending on weight, width and height of the sliding door

Futura Pocket Door Framing Kit including Junior 40/Z and 80/Z Sliding Hardware

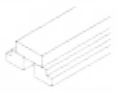



	Type I (Jr. 40)	Type II (Jr. 40)	Type III (Jr. 80)	Type IV (Jr. 80)
Item No.	940.94.101	940.94.102	940.94.103	940.94.104
Door panel width:	up to 100 cm (39 3/4")			
Track length:	2.0 m (6' 6 3/4")			
Door weight:	up to 40 kg. (88 lbs.)	up to 40 kg. (88 lbs.)	up to 80 kg. (176 lbs.)	up to 80 kg. (176 lbs.)
Door height:	up to 2032 (80")	2032 - 2438 (80" - 96")	up to 2032 (80")	2032 - 2438 (80" - 96")
Door width:	610 - 914 (24" - 36")	610 - 914 (24" - 36")	610 - 914 (24" - 36")	610 - 914 (24" - 36")

Packing: 1 set (includes mounting instructions)

Pocket Door Framing Kit Futura

HAWA

Components

Description	Variant	Material/Finish/Color	Type I	Type II	Type III	Type IV	Type V
			Qty.	Qty.	Qty.	Qty.	Qty.
 Header assembly plywood construction with gray laminated face, cut to size	Type I, II 1854 (6' 1") Type III, IV 1854 (6' 1") Type V 2464 (8' 1")		1 pc.	1 pc.	1 pc.	1 pc.	1 pc.
 Front vertical stud, cold-formed, with wood strip to attach split jamb	2151 (7' 11/16"), Jr. 40 2557 (8' 4 11/16"), Jr. 40 2165 (7' 1 1/4"), Jr. 80 2572 (8' 5 1/4"), Jr. 80	steel, zinc-plated	2 pcs.	2 pcs.	2 pcs.	2 pcs.	2 pcs.
 Back vertical stud, cold-formed	2151 (7' 11/16"), Jr. 40 2557 (8' 4 11/16"), Jr. 40 2165 (7' 1 1/4"), Jr. 80 2572 (8' 5 1/4"), Jr. 80	steel, zinc-plated	2 pcs.	2 pcs.	2 pcs.	2 pcs.	4 pcs.
 Front floor plates		plastic, black	2 pcs.	2 pcs.	2 pcs.	2 pcs.	2 pcs.
 Back floor plates		plastic, black	2 pcs.	2 pcs.	2 pcs.	2 pcs.	4 pcs.
 Wood filler strip, cut to size	937 x 30 x 15 (36 7/8" x 1 3/16" x 5/8") 937 x 30 x 19 (36 7/8" x 1 3/16" x 3/4") 1241 x 30 x 19 (48 7/8" x 1 3/16" x 3/4")		2 pcs.	2 pcs.	2 pcs.	2 pcs.	2 pcs.
 Joining plate for bi-parting doors includes mounting screws (3.5 x 30 mm) flat head		steel, zinc-plated	1 pc.	1 pc.	1 pc.	1 pc.	1 pc.
Mounting screws to attach floor plates to sub floor, 4.5 x 25 (1") pan head		steel, zinc-plated			1 set (12 pcs.)		
Mounting screws to attach upper track to header assembly, 4.5 x 25 (1") pan head		steel, zinc-plated			1 set (15 pcs.)		
Mounting screws to attach vertical steel studs to header assembly, 4.5 x 25 (1") pan head		steel, zinc-plated			1 set (12 pcs.)		
Self-tapping mounting screws to attach gypsum board to vertical steel studs, 4.2 x 19 (3/4") flat head		steel, zinc-plated			1 set (75 pcs.)		
Mounting screws to attach filler strip, 3.5 x 30 (1 3/16") flat head		steel, zinc-plated			1 set (8 pcs.)		



Joining Plate Kit

For bi-parting sliding door applications
Material: steel

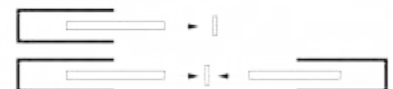
Finish	Item No.
zinc-plated	940.94.090

Packing: 1 set (includes mounting screws)

Applications:

Single Sliding Pocket Doors

Bi-parting Sliding Pocket Doors



Accessories

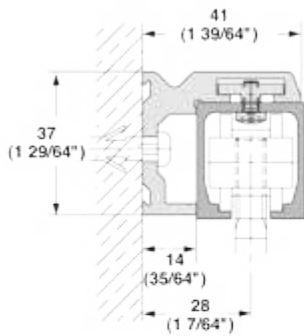
HAWA–Angle Profile

- Elegant design with almost invisible mounting
- Continuous profile for simple leveling
- Easy and fast to install with the attachment screws
- Drilling of upper track and angle profile is not required
- Finished product is anodized aluminum
- Additional support structure is not required
- Use for wood sliding doors
- Supports door weights of **40 kg (88 lbs.), 80 kg (176 lbs.), and 120 kg (264 lbs.)**
- Upper tracks and fitting sets have to be ordered separately, see page 265

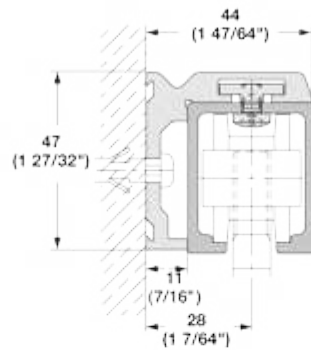
For HAWA–Junior 40, Junior 80 and Junior 120 upper tracks



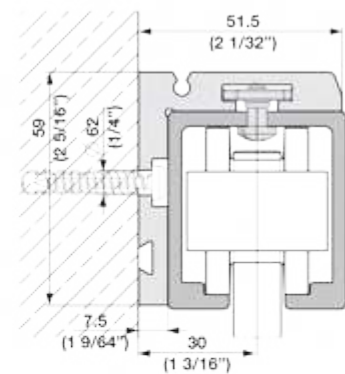
Junior 40 - type



Junior 80 - type





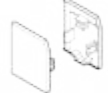
Junior 120 - type



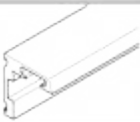
Accessories

HAWA–Angle Profile

For wall mounted sliding door applications with **HAWA–Junior 40** upper tracks

	Description	Material/Finish/Color	Packing	Item No.
	Angle profile for wood sliding doors, pre-drilled 6.0 m (19' 8 1/4") 2.0 m (6' 6 3/4")	aluminum, anodized	1 pc. 1 pc.	940.40.602 940.40.202
	Fastening bolts and nuts, for upper track length of 2.0 m (6' 6 3/4")	steel, galvanized	1 set (10 pcs.)	940.40.099
	Cover plates for angle profile, Junior 40 for wood doors	plastic, gray	1 pair	940.40.062

For wall mounted sliding door applications with **HAWA–Junior 80** upper tracks

	Description	Material/Finish/Color	Packing	Item No.
	Angle profile for wood sliding doors, pre-drilled 6.0 m (19' 8 1/4") 2.5 m (8' 2 1/4")	aluminum, anodized	1 pc. 1 pc.	940.80.602 940.80.202
	Fastening bolts and nuts, for upper track length of 2.5 m (8' 2 1/4")	steel, galvanized	1 set (10 pcs.)	940.80.099
	Cover plates for angle profile, Junior 80 for wood doors	plastic, gray	1 pair	940.80.062

For wall mounted sliding door applications with **HAWA–Junior 120** upper tracks

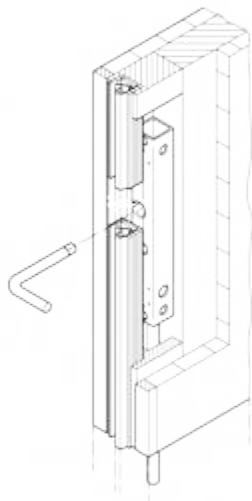
	Description	Material/Finish/Color	Packing	Item No.
	Angle profile for wood and glass sliding doors, pre-drilled 6.0 m (19' 8 1/4") 4.0 m (13' 1 1/2")	aluminum, anodized	1 pc. 1 pc.	941.20.603 941.20.403
	Fastening bolts and nuts, for upper track length of 6.0 m (19' 8 1/4")	steel, galvanized	1 set (20 pcs.)	941.20.099
	Cover plates for angle profile, Junior for wood and glass doors	plastic, gray	1 pair	941.20.063

Accessories

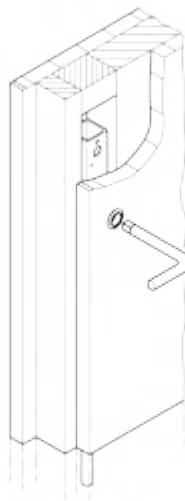
HAWA–Doorfix Bar Bolt Lock

- To lock, guide and secure partition walls
- Operation with square or hexagonal key from the front edge or the door section
- Push bar can be shortened
- Material: steel, galvanized

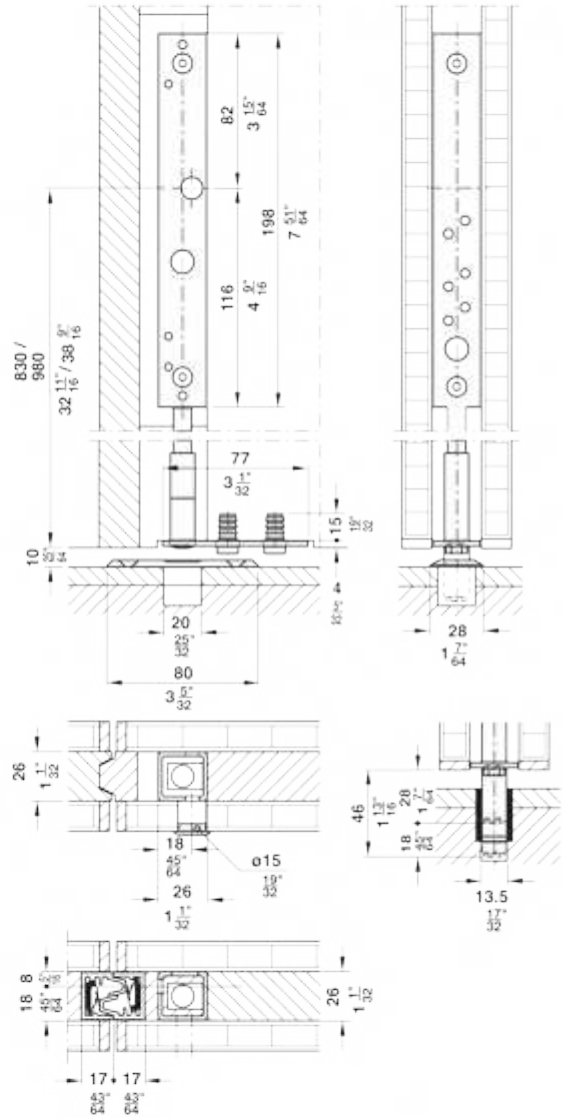
- Backset: 18 mm (45/64")
- Square or hexagonal nut: 7 mm or 8 mm (9/32" or 5/16")
- Total throw of the push bar: 46 mm (1 13/16")
- 2 - turn: 1. Step: 28 mm (1 7/64")
2. Step: 18 mm (45/64")
- Operating height: 830 mm or 960 mm (32 11/16" or 38 9/16")



Operation from the front edge



Operation from front of door







Accessories

HAWA-Doorfix Bar Bolt Lock

Description	Material	Item No.
 <p>HAWA-Doorfix Bar Bolt Lock (Push bar can be shortened)</p>	steel, galvanized	946.21.100

Packing: 1 pc.

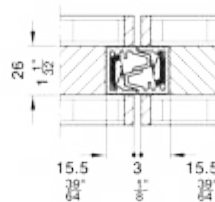
Additional Components

Description	Material/Finish	Item No.
 <p>Strike plate</p>	aluminum, anodized, clear	946.23.910
 <p>Dust-proof strike, $\varnothing 36$ mm (1 27/64") with elongated hole and spring cover</p>	brass, chrome-plated	946.23.920
 <p>Rosette to dust proof strike 946.23.920</p>		946.23.921
 <p>Lower guide channel, 20 x 28 x 3 mm 6.0 m (19' 8 1/4") (25/32" x 1 7/64" x 1/8") drilled</p>	brass	942.50.600

Packing: 1 pc.

Sealing Profile

- Prevents noisy impact
- Prevents damages to the front edges of the door
- Seals the closed door

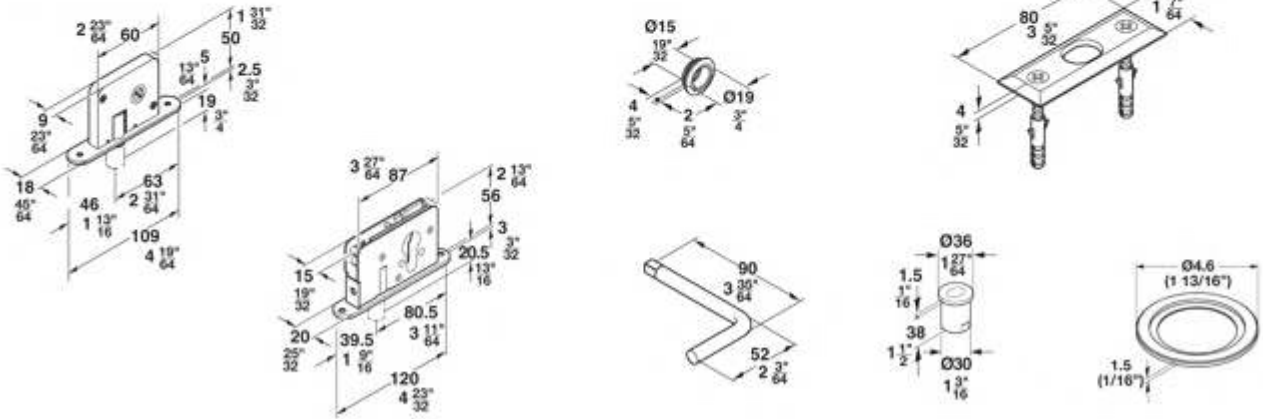


Description	Material/Color	Packing	Item No.
 <p>Sealing profile, drilled 6.0 m (19' 8 1/4")</p>	aluminum, anodized, clear	1 pc.	946.24.600
 <p>Profile, coil of 20 m (65' 7 7/16")</p>	rubber, black	1 roll	946.24.020

Dimensions in mm are exact
Inches are approximate

Accessories

HAWA–Deadbolt Locks



Bar Bolt Lock

	Description	Material/Finish	Item No.
	Deadbolt lock, 13 mm	steel, galvanized	943.04.080
	Deadbolt lock, 13 mm profile cylinder	steel, galvanized	943.04.081
	Slip-fit rose	brass, dull nickel-plated	943.04.091
	Key to deadbolt lock	steel, galvanized	943.04.090
	Dust proof strike with spring-loaded cover	chromium-plated, polished	946.23.920
	Rosette to dust proof strike 946.23.920		946.23.921
	Strike plate with oblong hole	steel chromium-plated, polished	946.23.910

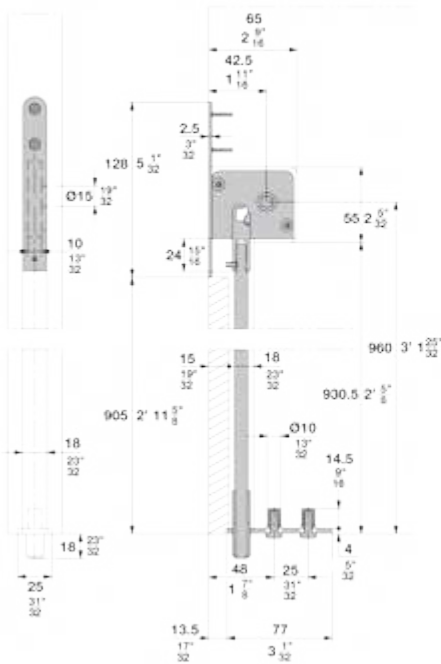
Packing 1 pc.

Dimensional data not binding. We reserve the right to alter specifications without notice.

Dimensions in mm are exact
Inches are approximate

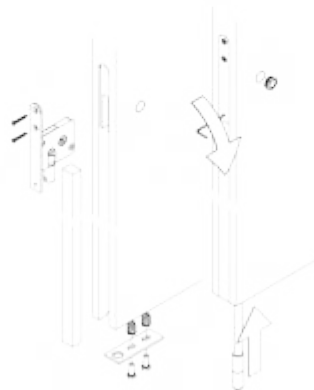
Accessories









HAWA-Bar Bolt Lock



- Locks and secures partition walls
- Operation with square or hexagonal key from the face of the door or with a thumbturn

- Backset: 42.5 mm (1 11/16")
- Throw: 18 mm (3/4")
- Operation height: 960 mm (37 13/16")



Description	Material/Finish	Item No.
 Bar Bolt Lock	steel, galvanized	943.04.084
 Thumbturn for door thickness of 35 to 40 mm (1 3/8" to 1 9/16")	chrome-plated	946.22.950
 Thumbturn for door thickness of 41 to 57 mm (1 5/8" to 2")	chrome-plated	946.22.951
 Key for deadbolt lock	steel, galvanized	943.04.090
 Slip-fit rose	brass, dull nickel-plated	943.04.091
 Dust proof strike with spring-loaded cover	chromium-plated, polished	946.23.920
 Rosette to dust proof strike 946.23.920		946.23.921
 Strike plate with oblong hole	steel chromium-plated, polished	946.23.910

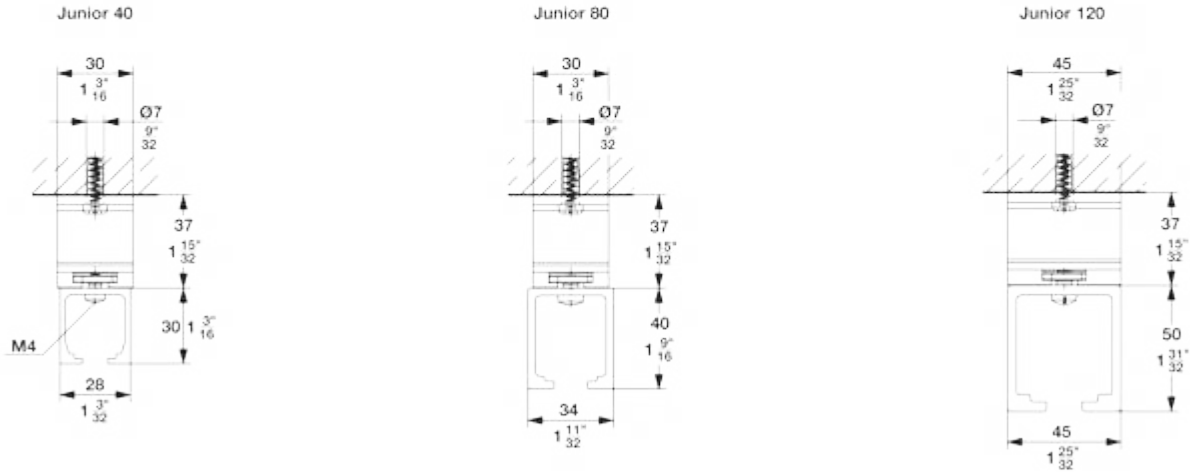
Packing: 1 pc.

Dimensions in mm are exact
Inches are approximate

Accessories


HAWA-SoundEx, Sound-absorbing Bracket

- Absorbs and reduces the transmission of structure-borne sound from a sliding system to a building
- Utilized in combination with the **HAWA-Junior** series sliding hardware systems



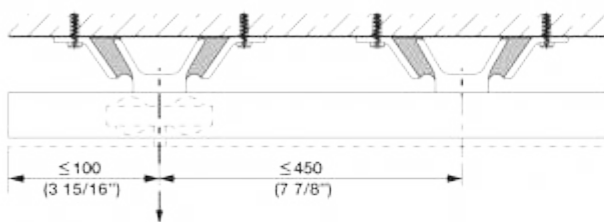
SoundEx

Material: aluminum die-cast, rubber; Color: black

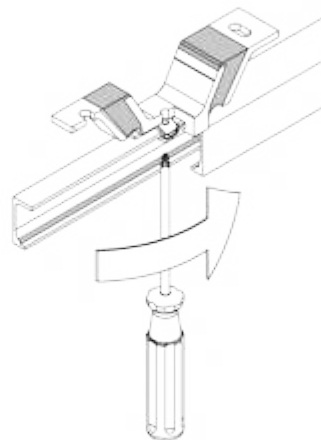
Description	Item No.	
 SoundEx sound-absorbing bracket, includes fixing part to upper track	HAWA-Junior 40	940.40.069
	HAWA-Junior 80	940.80.069
	HAWA-Junior 120	941.20.069

Packing: 1 pc.

Track hole spacing:




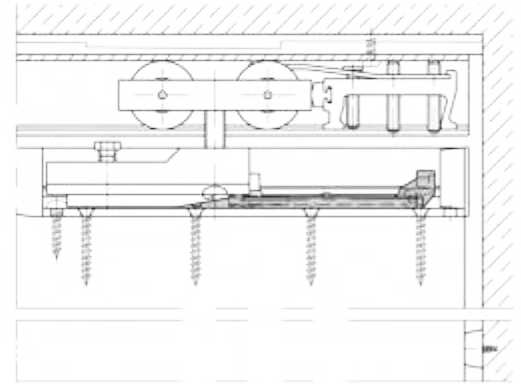
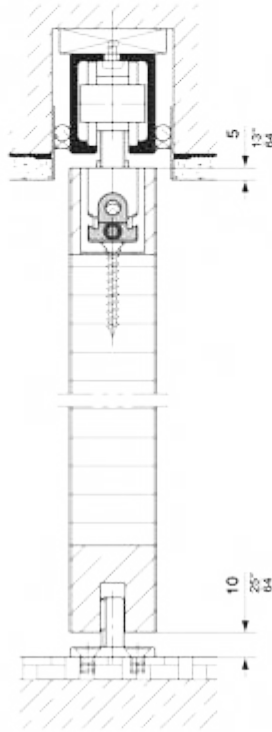
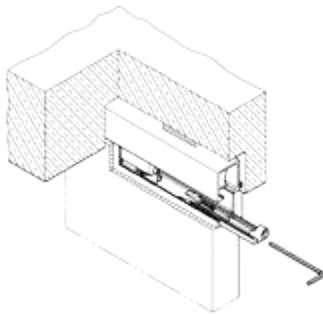
L = Track hole spacing



Accessories

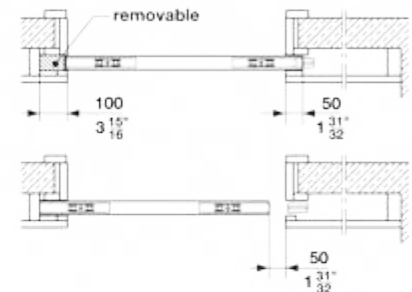
HAWA-Assembly Wedge

- Used in conjunction with **HAWA-Junior 80/B**, **HAWA-Junior 120/B** and **HAWA-Silenta 150/B**
- For mounting of sliding doors that are recessed into the ceiling
- Allows sliding doors to be hung and removed from track without dismantling the door jambs or trim



Mounting Information:

- When used for a pocket door application either the cover panel has to be designed so it can be removed or a removable 100 mm (4") wide stop strip has to be mounted on the lock side
- The sliding door should only reach 5 mm (1/4") into the ceiling or the top jamb
- When closed, the sliding door should not protrude more than 50 mm (2") into the pocket



HAWA-Assembly Wedge

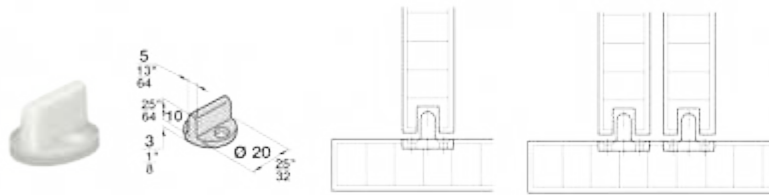
Item No.
940.80.050

Packing: 1 set (2 pcs.)

Installation Plan: (included in fitting set), mounting instructions for planning and execution available upon request.

Accessories

Lower Guides



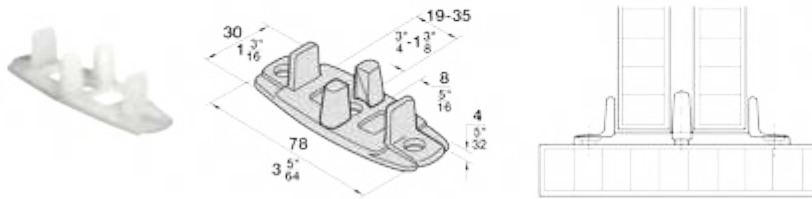
Guide, screw-mounted

- Recessed into cabinet bottom
- Maximum door weight: 40 kg (88 lbs.)
- Groove size: 6 x 12 mm (1/4" x 1/2")

Material: plastic

Color	Item No.
natural	407.01.942

*Packing: 100 pcs.

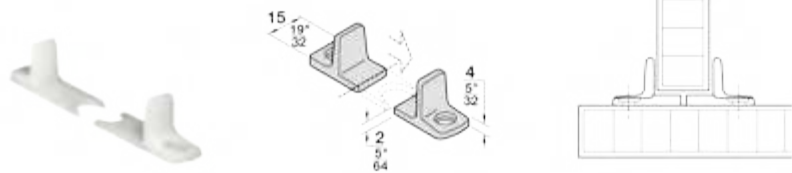


Double Guide, screw-mounted

- Floor-mounted
 - No groove required
 - Maximum door weight: 40 kg (88 lbs.)
 - Adjustable from 19 - 35 mm (3/4" x 1 3/8") door width
- Material: plastic

Color	Item No.
natural	407.01.951

*Packing: 10 pcs.



Single Guide, screw-mounted

- Two-part guide (order 2 pcs. per door)
 - Floor-mounted
 - No groove required
 - Guides have to be field-cut to fit door thickness
 - Maximum door weight: 40 kg (88 lbs.)
- Material: plastic

Color	Item No.
natural	407.01.960

*Packing: 10 pcs.



Guide, screw-mounted

- Floor-mounted
- Maximum door weight: 80 kg (176 lbs.)
- Groove size: 6 x 22 mm (1/4" x 7/8")

Material: plastic

Color	Item No.
gray	407.01.997

Packing: 1 pc.



Guide, screw-mounted

- Floor-mounted
- Rattle-free
- Maximum door weight: 120 kg (264 lbs.)
- Groove size: 10 x 20 mm (3/8" x 25/32")

Material: plastic

Color	Item No.
black	940.40.031

Packing: 1 pc.

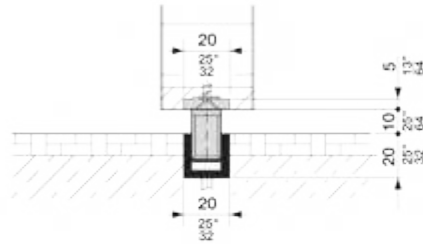
Dimensions in mm are exact
Inches are approximate

*Minimum order quantity is 1 piece.

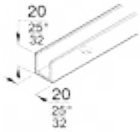
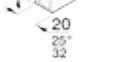
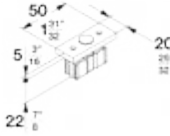
Flat head screws page 483
Pan head screws page 483

Accessories


HAWA–Lower Guide Channel/Sealing and Buffer Profile



Lower Guide Channel

Description	Material	Item No.
 Lower guide channel, 6.0 m (19' 8 1/4"), 20 x 20 x 3 mm	aluminum, anodized	941.00.960
 Lower guide channel, 2.5 m (8' 2 7/8"), 20 x 20 x 3 mm	aluminum, anodized	941.00.925
 Lower guide, with nylon slider	steel	943.04.030

Packing: 1 pc.

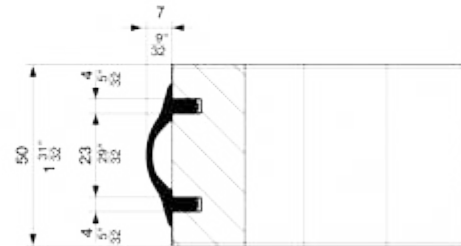
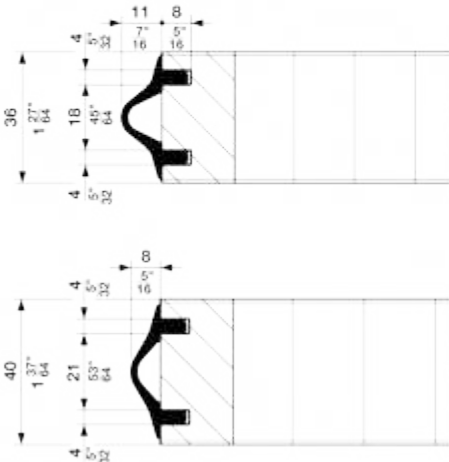


Sealing and Buffer Profile

- Prevents/absorbs loud impact noise
- Prevents damage to the edges of sliding doors from forceful closing
- Seals door when closed
- Installs into 2 grooves along the edge of the sliding door (refer to details)

Color	Item No.
white	940.00.549
brown	940.00.521
black	940.00.530

Packing: 1 pc (2.5 m (8' 2 7/16"))



Dimensions in mm are exact
Inches are approximate